



## National Deworming Day

## Anganwadi Worker Training Handout (Reporting form enclosed)


Raju often defecates in the open, like other children in his village



He plays outdoors barefoot and often eats food without washing his hands



Lately, Raju's mother has noticed that he often complains of stomach ache



Raju has diarrhoea and has become really weak. Because of this, he is unable to go to the Anganwadi regularly

Didi, why does Raju keep complaining of stomach ache?

Raju might be suffering from worm infection

### Key Points About Worm Infection

#### What are worms?


Worms are parasites that thrive on nutrition from the human intestine

#### Three types of worms most commonly found in children

##### Round worms



##### Whip worms



##### Hook worms



What are worms?

### Worm Transmission Cycle

1. An infected child contaminates soil with faeces containing worm eggs. These eggs develop into larvae in the soil



3. In an infected child, eggs and larvae develop into adult worms, which produce eggs and have an ill effect on the child's health



2. Other children are infected by eggs ingested through food or dirty hands, or by larvae penetrating the skin

#### Worm infection in children can spread through:

- Playing outside barefoot
- Eating food without washing hands
- Defecating in the open
- Unclean surroundings

#### Impact of worm infection on children

- Anemia
- Nutritional impairment
- Loss of appetite
- Weakness and anxiety
- Stomach ache, nausea, vomiting, and diarrhoea
- Weight loss

#### Albendazole tablet helps control worm infection



#### Benefits of deworming children:

##### Direct benefits:

- Controls anemia
  - Improves nutritional uptake
- ##### Indirect benefits:
- Helps improve concentration, capacity to learn, and attendance at school and Anganwadi
  - Helps improve work potential and livelihood opportunity
  - Benefits the community by reducing worms in the environment

10 August 2018

### National Deworming Day

On this day, all children aged 1-19 will be administered the deworming tablet free-of-cost in all schools and Anganwadis

# National Deworming Day

## Anganwadi Worker Training Handout (Reporting form enclosed)

Your role as an *Anganwadi* worker on National Deworming Day



### Before National Deworming Day

#### Checklist of necessary material:

- Sufficient drugs
- Keep the ANM's and the nearest healthcare centre's contact number handy
- National Deworming Day reporting form
- ASHA will prepare a list of out-of-school children during home visits to give to the *Anganwadi* worker
- Plan with ASHA to mobilize non-registered and out-of-school children to the *Anganwadi*
- Generate awareness about National Deworming Day among children, parents, and community members
- Inform parents about the date of National Deworming Day to ensure maximum attendance
- Display posters, banners and other IEC properly for maximum visibility

### On National Deworming Day

Ensure availability of the following:

- Clean drinking water and glasses
- Sufficient tablets
- Spoons to crush and administer the tablets
- Emergency phone numbers
- Attendance register



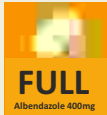



**ASHA should encourage all children who could not be dewormed on deworming day, to be dewormed at the *Anganwadi* centre on mop-up day**



### After National Deworming Day

- *Anganwadi* worker will compile all records of deworming and mop-up day and give to the ANM in the attached reporting form
- The *Anganwadi* worker will use the list created by the ASHA to report the number of out-of-school children aged 6-19 who are dewormed. The *Anganwadi* worker will submit a copy of the reporting form to the ANM by 22 August 2018
- Encourage parents and children to keep their surroundings clean to prevent further worm infection

## REMEMBER

AGE	DOSAGE	ADMINISTRATION
1-2 years	 <b>HALF</b> Albendazole 400mg	Crush half tablet between two spoons, then add safe water to help administer the tablet 
2-3 years	 <b>FULL</b> Albendazole 400mg	Crush one full tablet between two spoons, then add safe water to help administer the tablet 
3-19 years	 <b>FULL</b> Albendazole 400mg	<ul style="list-style-type: none"> <li>Ask children aged 3-19 to chew the tablet properly.</li> <li>Albendazole tablets that are not chewed may have significantly lower effectiveness.</li> <li>Ensure drinking water is available.</li> <li>Use a spoon to administer one full tablet to the child yourself and do not give it to parents to be taken home.</li> </ul> 



Along with administering the tablet, ensure that you mark a single tick (✓) next to each dewormed child's name in the register and in the list prepared by the ASHA



- Do not administer the tablet to children who are sick or have had some other medication
- Do not forcefully administer the tablet to any child



Children who could not be dewormed on National Deworming Day must be administered the tablet on mop-up day. Also, be sure to mark double ticks (✓✓) next to each dewormed child's name in the register and in the list prepared by the ASHA

**Mop-up day is on 17 August 2018**

## This tablet is safe for both children and adults

- Sometimes children will show mild symptoms of nausea, mild abdominal pain, vomiting, diarrhoea and fatigue which can be expected if they have worms. Please do not panic. Follow the adverse event management protocol
- Any adverse events are temporary and generally can be managed easily at the *Anganwadi*
- In case of an adverse event, make the child lie down in an open, shaded area and give the child water to drink

- **Albendazole is an easily chewable tablet.** Still if the child chokes on part of the tablet, make the child bend over on your lap and pat the child on the back till the tablet comes out

- Call \_\_\_\_\_ for any medical assistance



## Frequently Asked Questions:

### 1. Why should I administer the deworming tablet to all children, even though some children do not appear sick?

- It is essential to deworm all children to reduce worm infection in the community
- Children can carry worms for a long time and not have visible symptoms. But it has long-term impact on the health, education, and overall well-being of the child. The deworming tablet helps control worm infection
- The deworming tablet is safe and effective for all children. WHO and Ministry of Health and Family Welfare, Government of India recommends this treatment on National Deworming Day. It is not possible to screen every child for worm infection, so it is better to administer this tablet to children aged 1-19 on a designated day (National Deworming Day)
- The deworming tablet helps in overall physical and cognitive development

### 2) Can this tablet be administered on an empty stomach?

Yes, **this tablet can be administered on an empty stomach also.** Instruct children to chew the tablet properly. For children aged 1-2, administer half of a crushed tablet mixed in water

### 3) Why have I been given the responsibility of reporting for National Deworming Day?

Timely reporting of each dewormed child is crucial because this helps to determine the success of the program. Your role is important in this process


## Important Information:

- Ensure that you receive all material in the National Deworming Day kit at the time of training:

**Tablets + This handout + IEC + Reporting Form = National Deworming Day Kit**

- Close coordination with the ASHA is important for the success of this program

**Fulfil your role in this program with enthusiasm and play a part in giving children a brighter future**



## In addition to deworming, there are other practices that help to reduce worm infections

- Keep your nails clean and short
- Always drink clean water
- Keep food covered
- Wash fruits and vegetables with clean water
- Wash your hands with soap, especially before eating and after using the toilet
- Keep your surroundings clean
- Wear shoes
- Do not defecate in the open. Always use a toilet

**Talk to your community about these preventive measures**

It is your responsibility to keep Raju free from worms

# NATIONAL DEWORMING DAY - AUGUST 2018

## ANGANWADI/REPORTING FORMAT

SUBMISSION COPY

\* Please fill in all the details below and do not leave any box unfilled.

State Name:		District Name:	
Block Name :		Village Name:	
Project Name:		Name of Anganwadi Centre (AWC):	
Did Anganwadi Worker receive official National Deworming Day (NDD) training?		Yes / No	
Albendazole Drug Coverage Details			
Target Details		Girls	Boys
Total No. of children registered in the AWC (1-5 years)			
Total No. of children un-registered in the AWC (1-5 years)			
Total No. of children out-of-school at the AWC (6-19 years)			
Administration of Albendazole Tablet			
No. of registered children (1-5 years) who were administered Albendazole on NDD and Mop-up day (MUD)			(1)
No. of unregistered children (1-5 years) who were administered Albendazole on NDD and MUD			(2)
No. of out-of-school children (6-19 years) who were administered Albendazole on NDD and MUD			(3)
GRAND TOTAL of number of children who were administered Albendazole ( T = 1+2+3)		(T)	
Number of severe adverse events reported from the AWC (submit adverse event reporting format as applicable)			
Stock Details			
Total No. of Albendazole tablets given to the AWC			
Total No. Albendazole tablets left with AWC			
Name of Anganwadi Worker:		Signature of Anganwadi Worker:	
Phone Number of Anganwadi Worker:		Date of Submission of Form:	

You may call up the State/District/Block Office (Name: \_\_\_\_\_/Phone: \_\_\_\_\_) for any assistance required

THE ANGANWADI WORKER SHOULD SUBMIT THIS FORM TO ANM BY AUGUST 22, 2018  
ANM will submit the Anganwadi Reporting Form to the Block by AUGUST 29, 2018

# NATIONAL DEWORMING DAY - AUGUST 2018

## ANGANWADI/REPORTING FORMAT

ANGANWADI COPY

\* Please fill in all the details below and do not leave any box unfilled.

State Name:		District Name:	
Block Name :		Village Name:	
Project Name:		Name of Anganwadi Centre (AWC):	
Did Anganwadi Worker receive official National Deworming Day (NDD) training?		Yes / No	
Albendazole Drug Coverage Details			
Target Details		Girls	Boys
Total No. of children registered in the AWC (1-5 years)			
Total No. of children un-registered in the AWC (1-5 years)			
Total No. of children out-of-school at the AWC (6-19 years)			
Administration of Albendazole Tablet			
No. of registered children (1-5 years) who were administered Albendazole on NDD and Mop-up day (MUD)			(1)
No. of unregistered children (1-5 years) who were administered Albendazole on NDD and MUD			(2)
No. of out-of-school children (6-19 years) who were administered Albendazole on NDD and MUD			(3)
GRAND TOTAL of number of children who were administered Albendazole ( T = 1+2+3)		(T)	
Number of severe adverse events reported from the AWC (submit adverse event reporting format as applicable)			
Stock Details			
Total No. of Albendazole tablets given to the AWC			
Total No. Albendazole tablets left with AWC			
Name of Anganwadi Worker:		Signature of Anganwadi Worker:	
Phone Number of Anganwadi Worker:		Date of Submission of Form:	

You may call up the State/District/Block Office (Name: \_\_\_\_\_/Phone: \_\_\_\_\_) for any assistance required

Note: The Anganwadi worker will fill and keep this copy of the reporting form at the AWC for record and verification purposes



#### Remember:

National Deworming Day: **10 August 2018**

Mop-up Day: **17 August 2018**

Date of submission of *Anganwadi* Reporting Form: **22 August 2018**

#### Note:

1. On the other side of this page, is the National Deworming Day reporting form
2. Separate the reporting form from the handout by the perforation
3. *Anganwadi* worker should ensure compilation of the correct data into the reporting form and submit it as per the schedule to the ANM

#### Reporting Guidelines for *Anganwadi*

- Take a copy of the list of out-of-school children from ASHA (ASHA Reporting Form)
- *Anganwadi* worker should use ASHA's list to update her record when filling the form
- On National Deworming Day, along with administering the tablet, every *Anganwadi* worker will mark a single tick (✓) next to each dewormed child's name in the *Anganwadi* register in the list prepared by the ASHA
- On Mop-up Day, every *Anganwadi* worker will mark a double tick (✓✓) next to each dewormed child's name in the *Anganwadi* register
- The *Anganwadi* worker will count number of ticks after National Deworming Day and Mop-up-Day separately. She will use the list prepared by ASHA for the number of out-of-school children aged 6-19 years
- The *Anganwadi* worker will compile the reported data and submit the *Anganwadi* Reporting Form to the ANM
- The *Anganwadi* worker should ensure that the reported data must match with the actual records before filling the form
- Keep one copy of the reporting form at your *Anganwadi* center for records and verification purposes



#### Remember:

National Deworming Day: **10 August 2018**

Mop-up Day: **17 August 2018**

Date of submission of *Anganwadi* Reporting Form: **22 August 2018**

#### Note:

1. On the other side of this page, is the National Deworming Day reporting form
2. Separate the reporting form from the handout by the perforation
3. *Anganwadi* worker should ensure compilation of the correct data into the reporting form and submit it as per the schedule to the ANM

#### Reporting Guidelines for *Anganwadi*

- Take a copy of the list of out-of-school children from ASHA (ASHA Reporting Form)
- *Anganwadi* worker should use ASHA's list to update her record when filling the form
- On National Deworming Day, along with administering the tablet, every *Anganwadi* worker will mark a single tick (✓) next to each dewormed child's name in the *Anganwadi* register in the list prepared by the ASHA
- On Mop-up Day, every *Anganwadi* worker will mark a double tick (✓✓) next to each dewormed child's name in the *Anganwadi* register
- The *Anganwadi* worker will count number of ticks after National Deworming Day and Mop-up-Day separately. She will use the list prepared by ASHA for the number of out-of-school children aged 6-19 years
- The *Anganwadi* worker will compile the reported data and submit the *Anganwadi* Reporting Form to the ANM
- The *Anganwadi* worker should ensure that the reported data must match with the actual records before filling the form
- Keep one copy of the reporting form at your *Anganwadi* center for records and verification purposes