

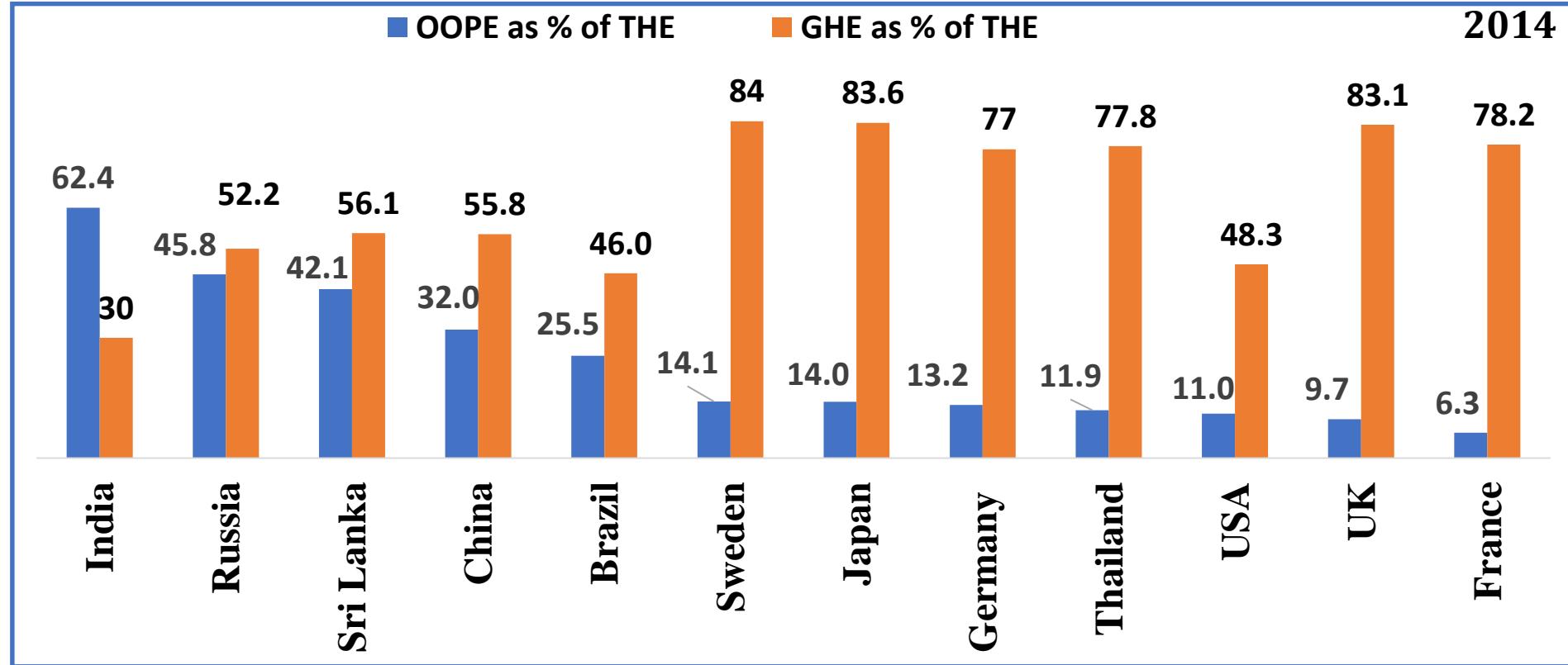


Department of Health & Family Welfare



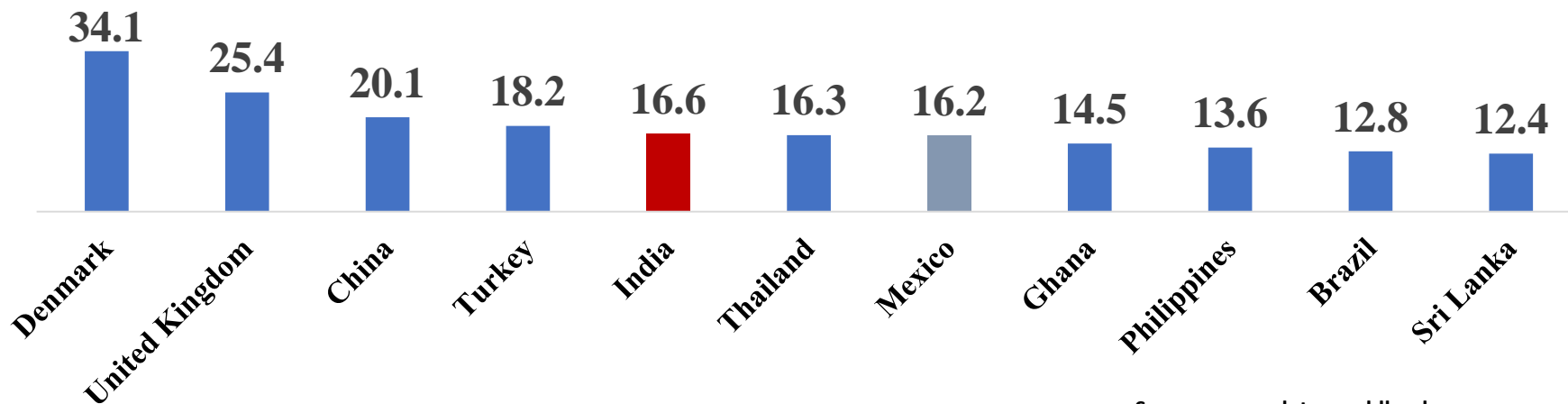
Government Health Expenditure (GHE) and Out of Pocket Expenditure (OOPE) as % of Total Health Expenditure (THE)



GHE as % THE - India ranks 176 out of 191 countries

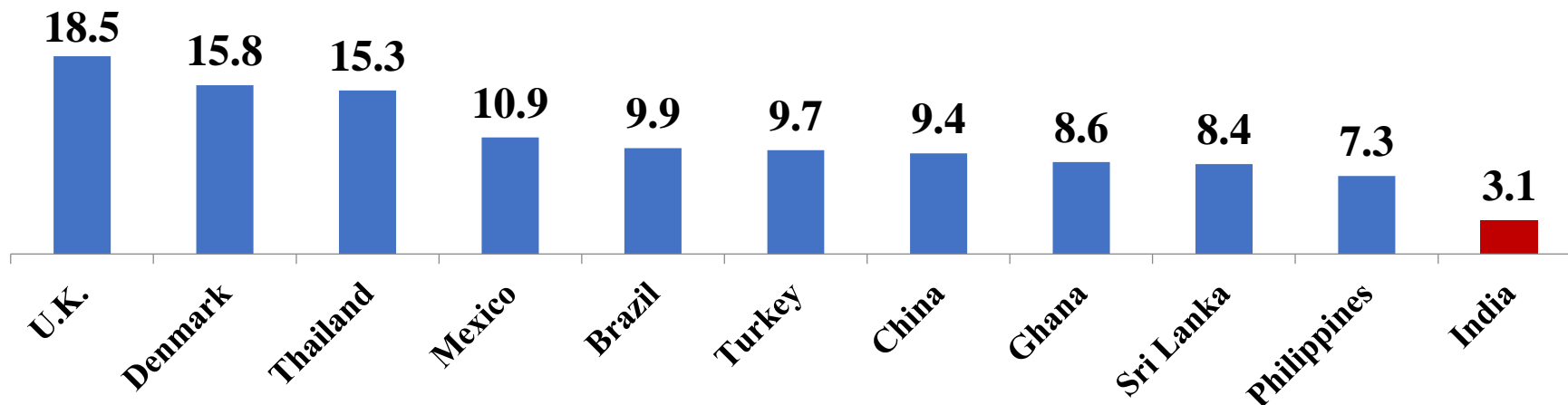
OOPE as % of THE - India ranks 182 out of 191 countries

Tax to GDP ratio (%) (2015) in selected countries



Source- www.data.worldbank.org

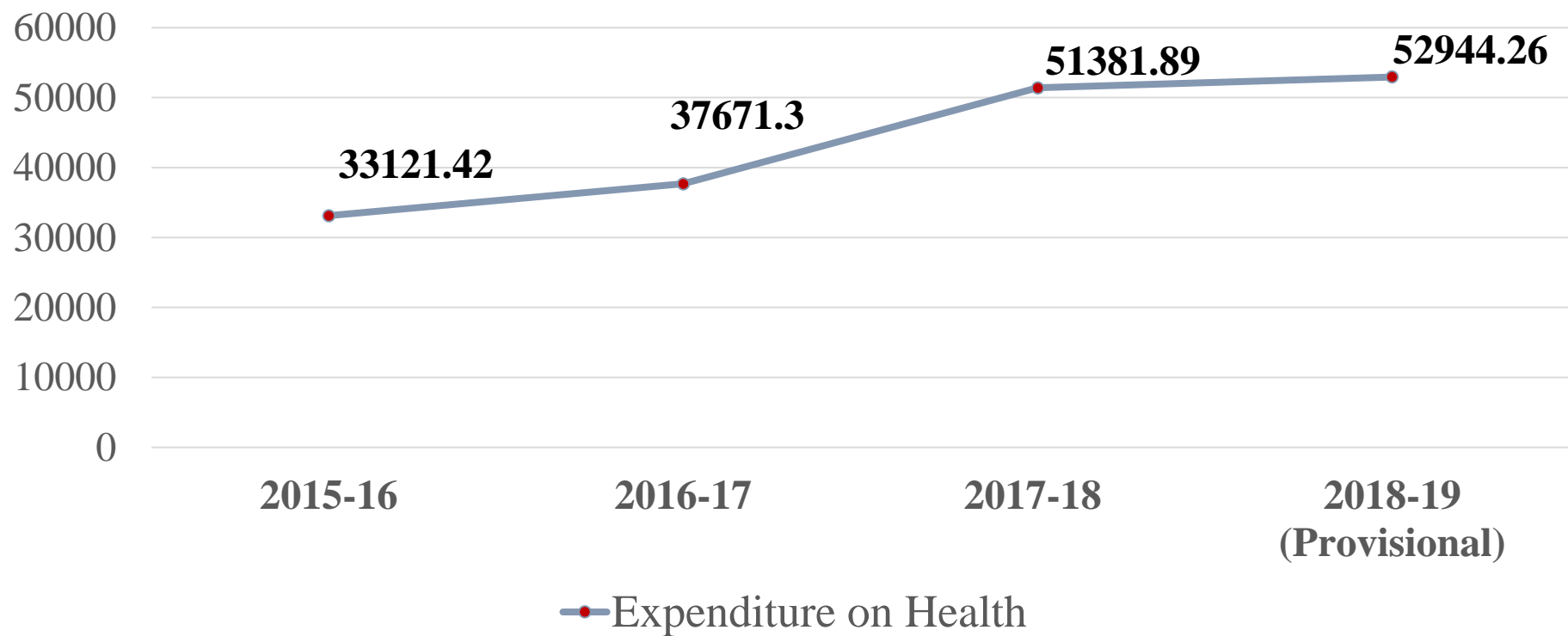
Prioritizing Health: Health Expenditure in Total Government Expenditure (%) - 2015



Source : Global Health Expenditure Database, accessed on 11.4.2019

Year-Wise Health Expenditure by GOI

(Rs. in Crores)



NHP 2017 Targets

- **Increase public health expenditure to 2.5% of GDP, in a progressive manner, by 2025.**
- **Increase State sector health spending to more than 8% of their budget by 2020.**
- **Primary Health Expenditure to be 2/3rd of the total health expenditure.**

Year wise Expenditure to achieve 2.5% of GDP

(Rs. in Lakh Crore)

Year	Expenditure on Health as a % of GDP	GDP (assuming growth@7.5% at current prices over baseline of 2017-18)	GDP with Rate of Inflation @4%only	Expenditure on Health	35% of Expend. for Centre	65% of Expend. for State
1	2	3	4	5=4*2	7	8
2018-19*	1.4%	178.75	185.90	2.60	0.91	1.69
2019-20*	1.4%	199.83	207.84	2.91	1.02	1.89
2020-21	1.58%	223.42	232.36	3.67	1.28	2.39
2021-22	1.76%	249.79	259.78	4.57	1.60	2.97
2022-23	1.98%	279.26	290.43	5.75	2.01	3.74
2023-24	2.22%	312.22	324.70	7.21	2.52	4.68
2024-25	2.50%	349.06	363.02	9.07	3.17	5.90

* Assuming that the Govt. health expenditure is 1.4% of GDP, as in 2017-18, as per Economic Survey, 2017-18

Organization & Key Programmes of MoHFW

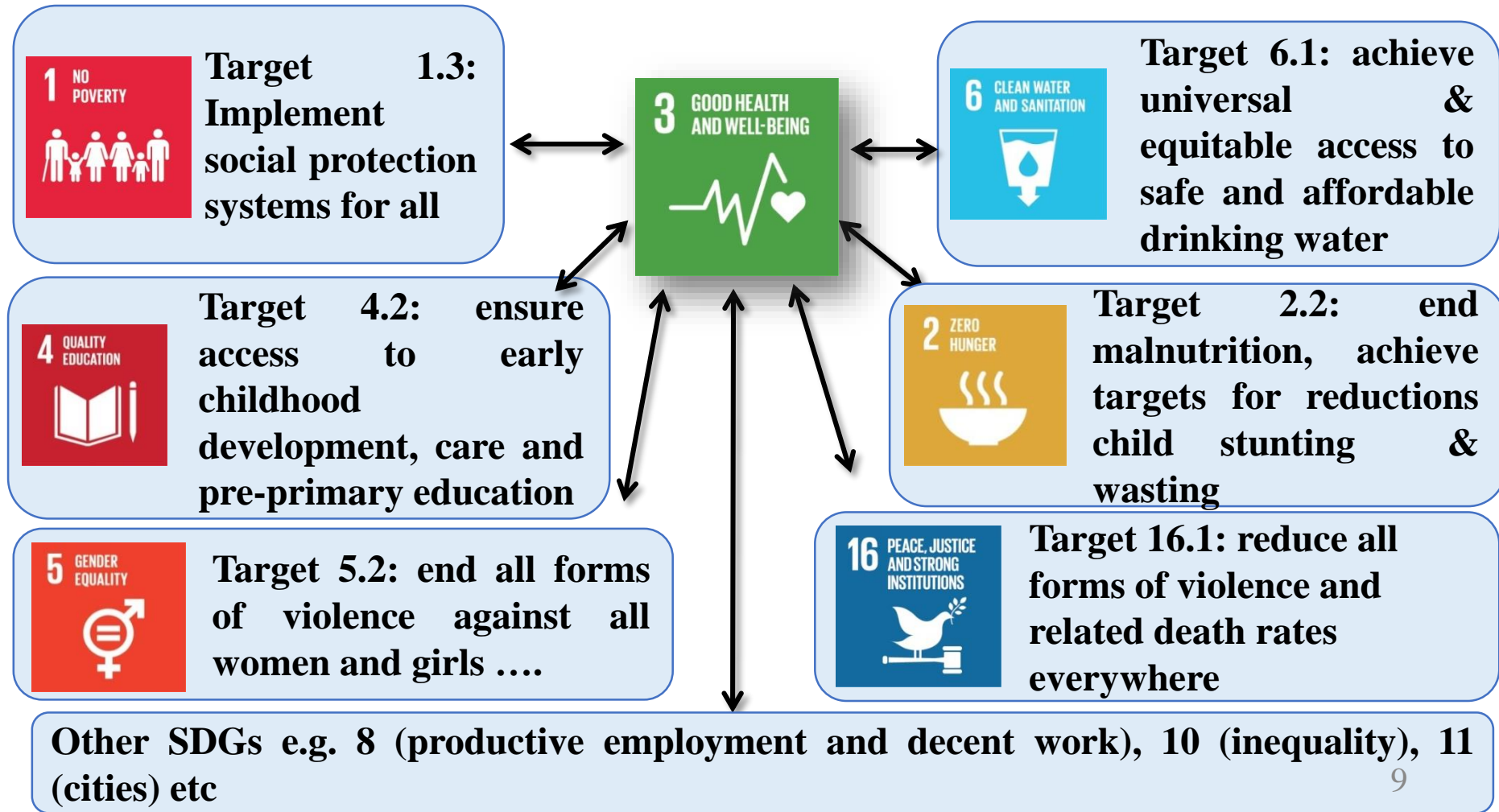
Support to Primary & Secondary Care	National Health Mission <ul style="list-style-type: none">• Ayushman Bharat – Health & Wellness Centres• Reproductive-Maternal-Neonatal-Child - Adolescent Health & Nutrition• Health System Strengthening• Communicable & Non-Communicable Diseases (NCDs) National AIDS Control Programme
Tertiary Care	Ayushman Bharat – PMJAY PMSSY, upgradation of DHs into Medical Colleges INIs & Central Institutions Tertiary care schemes
HRH	Medical, Nursing & Allied Professionals
Institutions	Strengthening/ Establishing Health institutions including new AIIMS, CG hospitals and the CGHS
Regulation	Drugs & Food, Clinical Establishment Medical, Dental, Nursing & Pharmacy Councils Allied Health Professionals (proposed)

Sustainable Development Goals



- 17 Goals, 169 targets & 230 indicators
- 1 Health Goal, 13 targets & 26 indicators

Health SDG3 is linked to other SDGs as contributor and beneficiary



Health Goal and targets

SDG 3: *Ensure healthy lives and promote well-being for all at all ages*

Target 3.8: Achieve universal health coverage, including financial risk protection, access to quality essential health-care services, medicines and vaccines for all

MDG unfinished and expanded agenda

- 3.1: Reduce maternal mortality
- 3.2: End preventable newborn and child deaths
- 3.3: End the epidemics of HIV, TB, malaria and NTD and combat hepatitis, waterborne and other communicable diseases
- 3.7: Ensure universal access to sexual and reproductive health-care services

New SDG 3 targets

- 3.4: Reduce mortality from NCD and promote mental health
- 3.5: Strengthen prevention and treatment of substance abuse
- 3.6: Halve global deaths and injuries from road traffic accidents
- 3.9: Reduce deaths and illnesses from hazardous chemicals and air, water and soil pollution and contamination

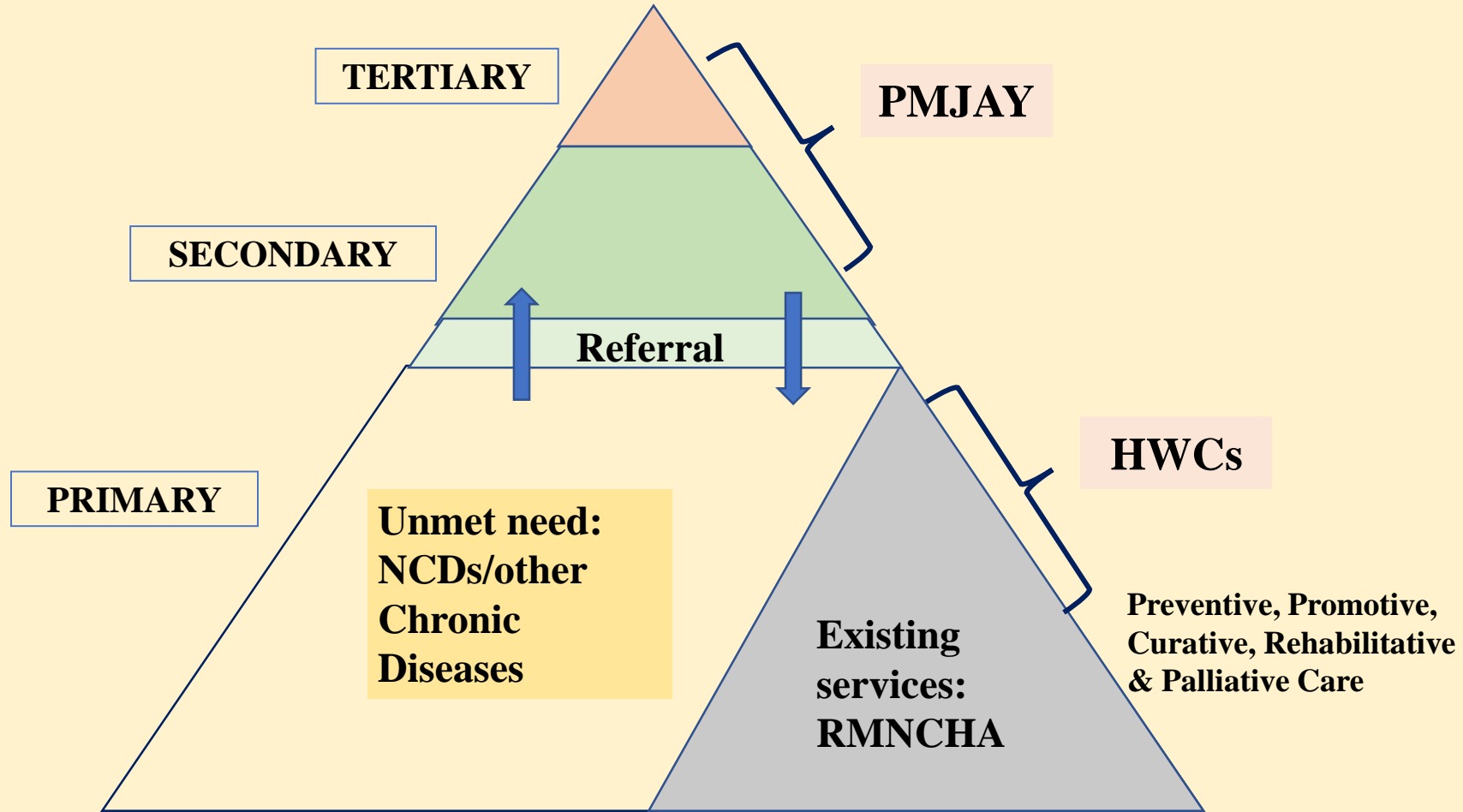
SDG3 means of Implementation targets

- 3.a: Strengthen implementation of framework convention on tobacco control
- 3.b: Provide access to medicines and vaccines for all, support R&D of vaccines and medicines for all
- 3.c: Increase health financing and health workforce in developing countries
- 3.d: Strengthen capacity for early warning, risk reduction and management of health risks

Interactions with economic, other social and environmental SDGs and SDG 17 on means of implementation

Initiatives taken by MoHFW

AYUSHMAN BHARAT – Rationale



CONTINUUM OF CARE – CPHC & PMJAY

AYUSHMAN BHARAT

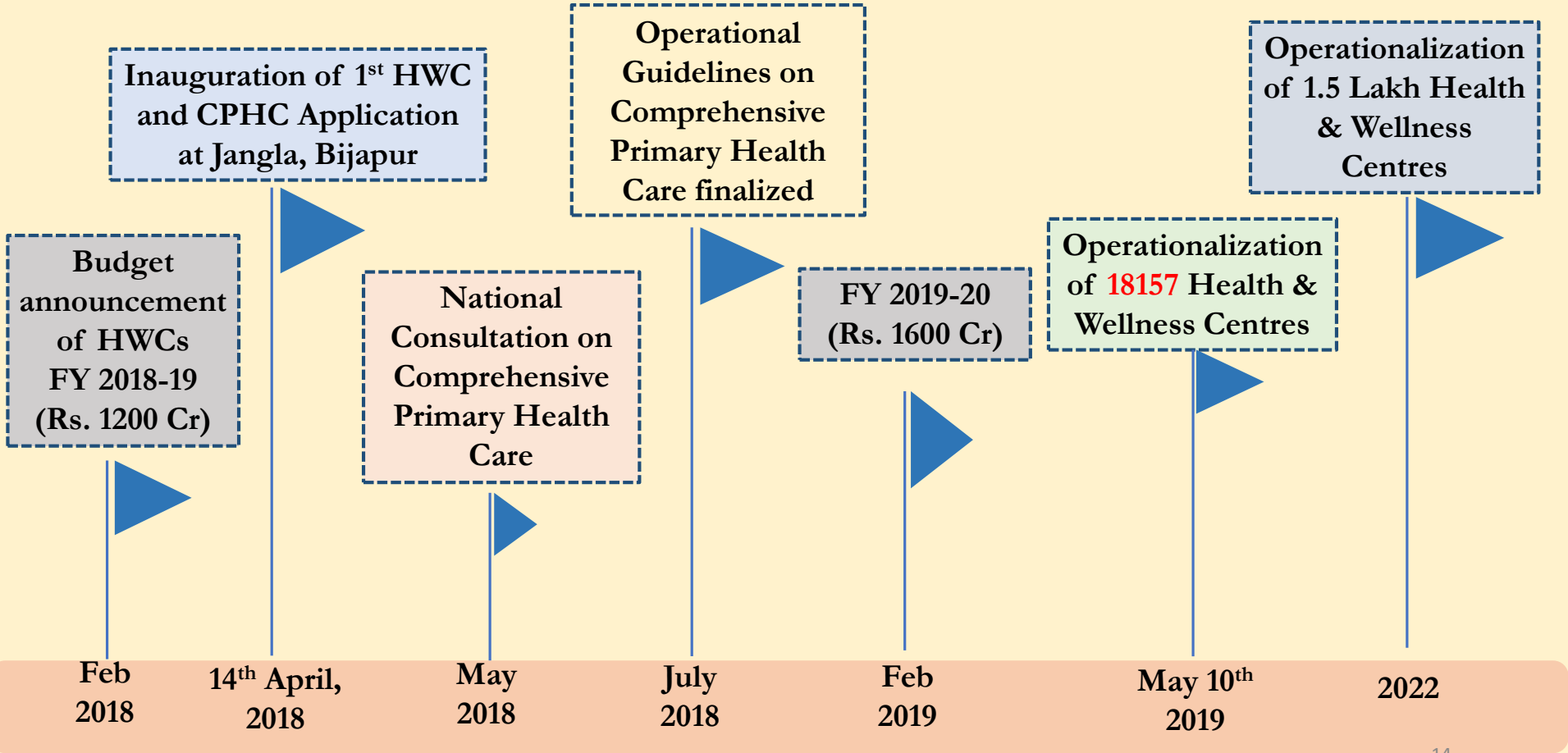
Aims to provide holistic care – prevention, health promotion, primary, secondary & tertiary care in an integrated manner

- **Operationalizing 1.5 lakh Health and Wellness Centres - To Deliver Comprehensive Primary Health Care services including prevention and health promotion**
- **Financial protection for secondary and tertiary care hospitalisation through Pradhan Mantri Jan Arogya Yojana (PMJAY)**





Key Milestones





सत्यमेव जयते

Key Elements to Roll out CPHC





सत्यमेव जयते

HWC: Paradigm Shift at multiple policy and operational levels



- Focus on curative care predominant
- Continuum of care only for maternal and child health
- HSC led by One or two Multipurpose workers, supported by ASHAs
- Supply of medicines and access to diagnostics at higher level facilities

- Focus on **Preventive and Promotive Health care**
- HWC teams to manage majority of conditions including **home and community based follow up**
- **Continuum of care for expanded range of services and linkage with PMJAY**
- Adding a **Community Health Officer (Mid Level Health Provider)** at HSC – HWCs and **multiskilling of primary health care team**
- **Dispensing of medicines including chronic care and essential diagnostics**



HWC: Paradigm Shift at multiple policy and operational levels



- Limited use of technology in consultation and capacity building
- Overcrowded secondary and tertiary centres / High loss to follow up/ High OOPE
- Underused network of 1,50,000 peripheral facilities, selective care

- IT based application for continuum of care including linkage with PMJAY and development of electronic health record.
- ECHO for regular tele mentoring and Teleconsultation to avoid patient hardship
- Comprehensive care close to community, reduced OOPE, better compliance
- Investment in infrastructure and branding.



सत्यमेव जयते

Service Packages



Services made available at HWC

1. Care in Pregnancy and Child-birth.
2. Neonatal and Infant Health Care Services
3. Childhood and Adolescent Health Care Services.
4. Family Planning, Contraceptive Services and other Reproductive Health Care Services
5. Management of Communicable Diseases: National Health Programmes
6. General Out-patient Care for Acute Simple Illnesses and Minor Ailments
7. *Screening, Prevention, Control and Management of Non-communicable Diseases and Chronic Communicable diseases like Tuberculosis and Leprosy.*

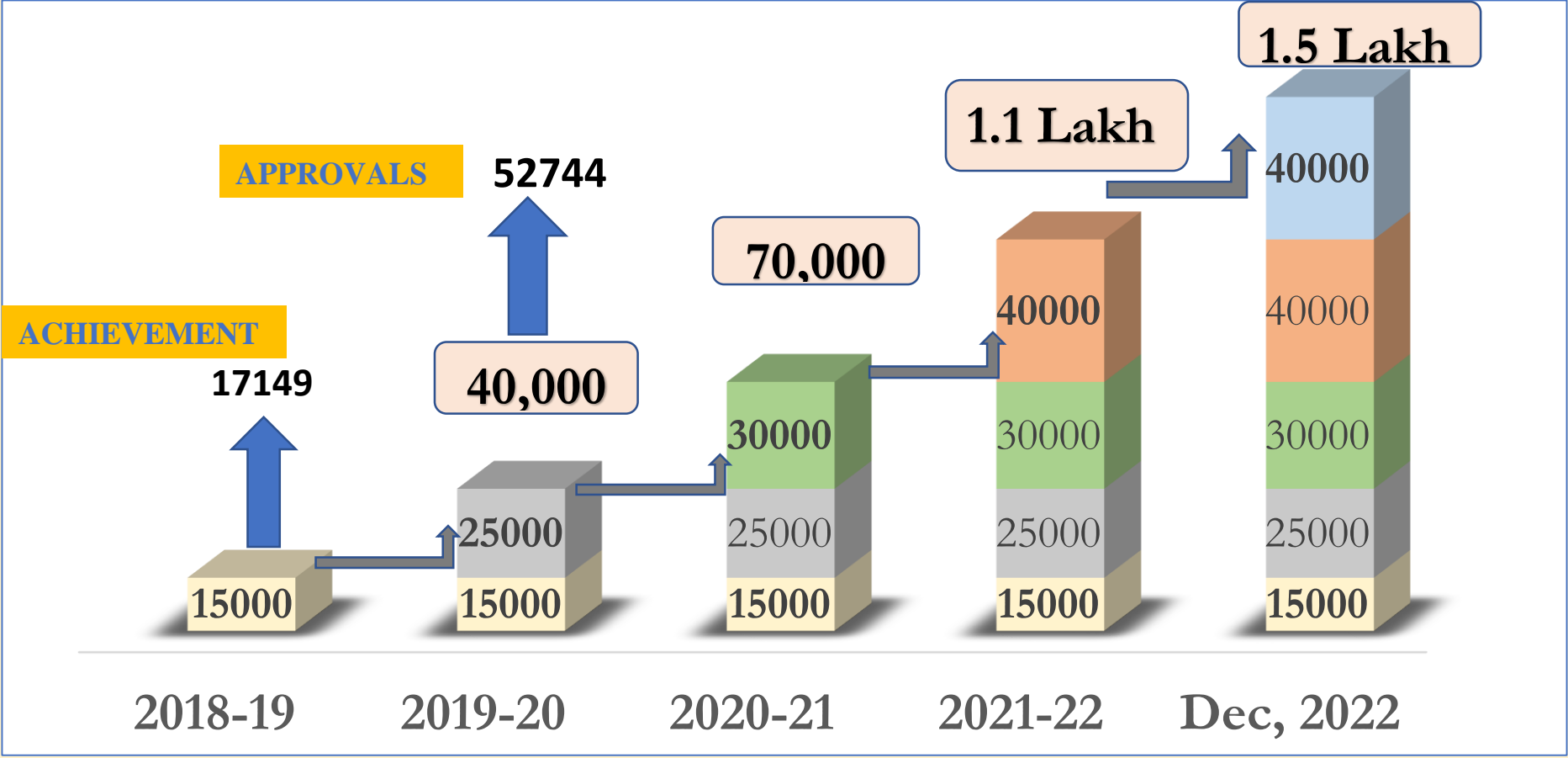
Services* being added in incremental manner

8. Basic Oral Health Care
9. Screening and Basic Management of Mental Health Ailments
10. Care for Common Ophthalmic and ENT Problem
11. Elderly and Palliative Health Care Services
12. Emergency Medical Services including Burns and Trauma

**Many states in south have started adding above services*



Roll out Plan of Health and Wellness Centres



PM-JAY achievements

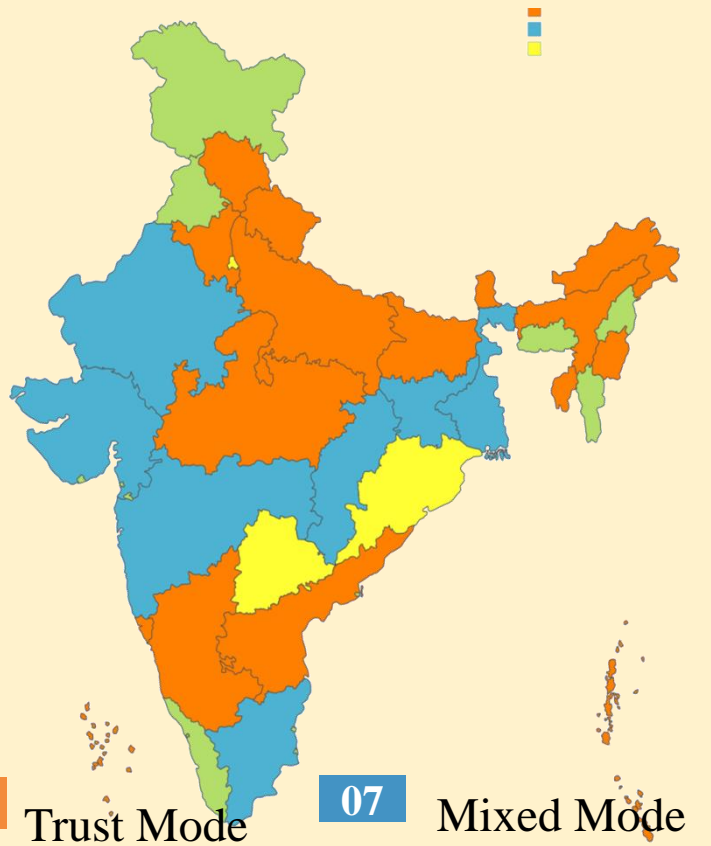
33 States/UTs signed MoUs

29 States/UTs implementing

18 State/UT Governments have expanded PM-JAY coverage to additional beneficiaries at their own cost

A robust IT platform has been developed

PMJAY Status till 05/05/2019	
Metric	Overall
E-Cards Issued	3,21,66,096
Beneficiaries Admitted in Hospital	2,30,2925
Amount Authorized for Admissions	Rs.3071.5 Cr
Hospitals Empanelled	15,075



17 Trust Mode **07** Mixed Mode

09 Insurance Mode **03** MoU yet to be signed

National Health Mission (NHM)

NHM

NRHM- RCH
Pool

NUHM

Communicable
Disease Programme

NCDs
programmes

Infrastructure
Maintenance

RCH
Flexipool-

Health System
Strengthening

RMNCH+ A - Reproductive,
Maternal, Neonatal, Child &
Adolescent Health.

Immunization- Routine
Immunization & Pulse Polio
Immunization.

Revised National TB
Control Prog
(RNTCP)

National Vector
Borne Disease
Control Prog
(NVBDCP).

National Leprosy
Elimination Prog
(NLEP)

Integrated Disease
Surveillance Project
(IDSP)

National Prog. For Prevention &
Control of Cancer, Diabetes,
Cardiovascular Diseases &
Stroke (NPCDCS)

National Prog. for Control of
Blindness (NPCB)

National Mental Health
Prog.(NMHP)

National Tobacco Control Prog.
(NTCP)

National Prog. for Health Care
of Elderly (NPHCE)

Interventions under NHM



About 2.34 lakh

**Additional Human Resources
excluding 10 lakh ASHAs &
Mid-Wifery Cadre in 21 States**



Over 31811

New Constructions



Over 38547

Renovation/ Upgradations



Over 25000

Ambulances operational



Around 3104

**FRUs operationalized
3 fold increase over baseline**



Around 9930

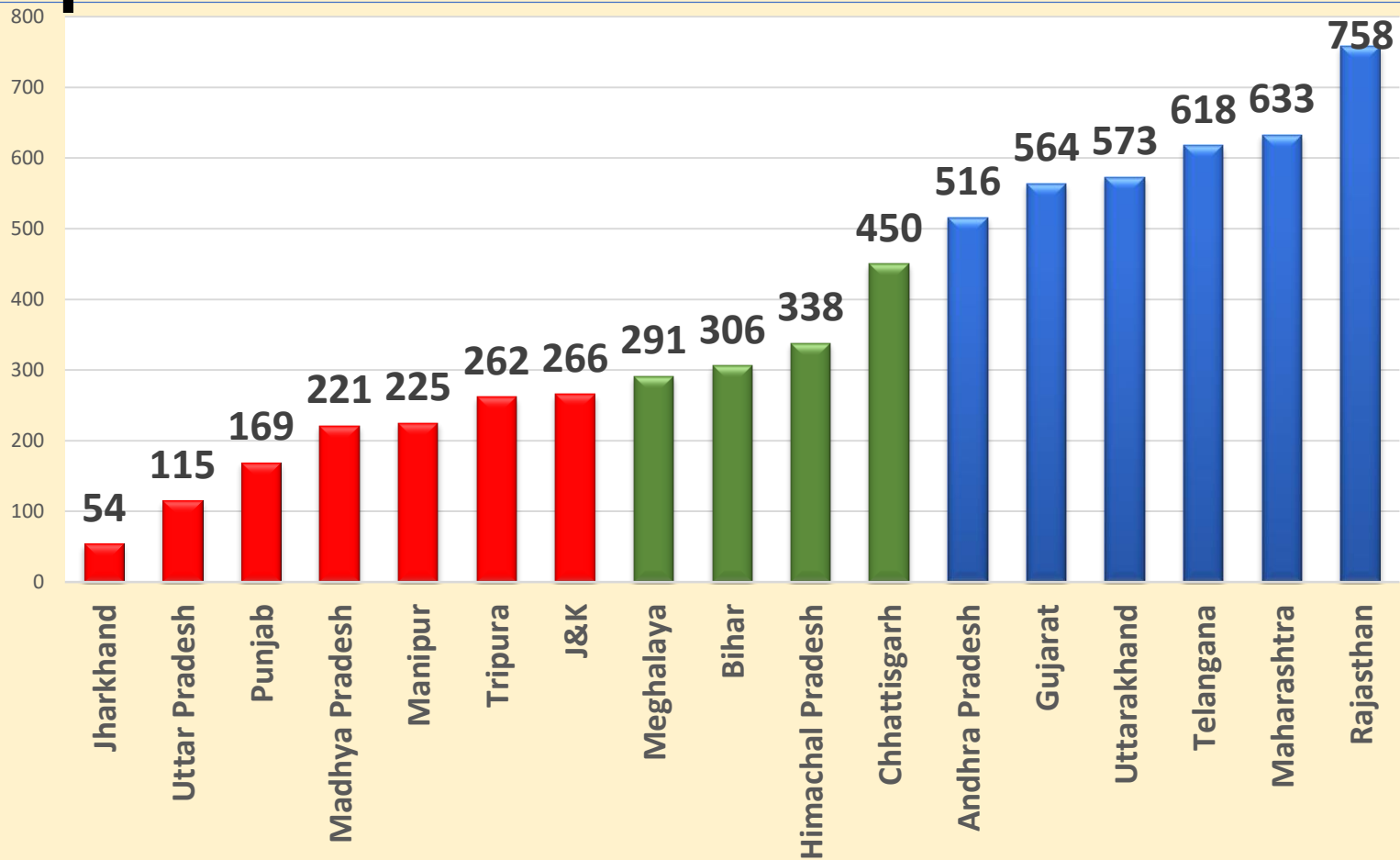
**PHCs made 24X7
3 fold increase over
baseline**

Free Drugs Service Initiative : Essential Medicines

Type of Facility	Indicative number of Medicines / Formulations
SHC	57
PHC	285
CHC	455
DH	544

- ✓ Flexibility with the State / UT to increase the number of medicines in EML as per disease burden.
- ✓ 31 States / UTs have facility wise EML.
- ✓ FDSI guidelines suggests EML to be displayed at each facility.

Number of Medicines in EML – as reported on DVDMS dashboard



As on today :

- ✓ 15 States have implemented DVDMS (CDAC)
- ✓ 3 States are in the process of implementing DVDMS - Arunachal Pradesh and Assam.
- ✓ 9 States and 1 UT have systems other than DVDMS.
 - Tamil Nadu, Odisha, Karnataka, Haryana, Kerala, Bengal and Goa are yet to integrate data with the DVDMS Dashboard.
- ✓ One common application has been proposed for the remaining 6 UTs.
- ✓ Only 2 States without an IT backed medicine supply system - Mizoram & Nagaland.

Setting up a system for Prescription Audit

- ✓ 14 States / UTs have initiated the process.
- ✓ “Every physician should prescribe drugs with generic names legibly and preferably in capital letters and he/she shall ensure that there is a rational prescription and use of drugs .”
 - Code of (Professional Conduct, Etiquette and Ethics) Regulations 2002.
- ✓ Advisory issued by MoHFW to both central Government facilities/institutions and to States/UTs for compliance.

Grievance Redressal Systems:

✓ 19 States / UTs have a mechanism in place.

Quality Assurance:

- Results of National Drug Survey 2014-16 :
- Not of Standard Quality (NSQ) medicines in retail outlets : 3%.
- NSQ in public health facilities : 10%.
- 14 States with NSQ % greater than the national average.
 - ✓ Quality testing by NABL accredited lab is available in 28 States / UTs.

Free Diagnostics Service Initiative

Type of Facility	Indicative number of Tests
SHC	7
PHC	19
CHC	39
DH	56

- Gujarat, Rajasthan and Andhra Pradesh are providing all tests listed in the FDI guidelines.
- Andhra Pradesh (under PPP) and Telangana (in-house) have implemented a hub and spoke model for laboratory services.
- Rajasthan is also using hub and spoke model for the outsourced advanced tests.
- In Gujarat, samples for few tests are transported to the district central laboratory from all health facilities.
- Nagaland, Uttarakhand, Mizoram and Arunachal Pradesh are yet to implement Free Diagnostics Service Initiative.

- **All States to fast-track implementation of DVDMS – upto HWC – PHC / SC level.**
- **States to ensure data integration with the Central DVDMS dashboard. (Tamil Nadu, Odisha, Karnataka, Haryana, Kerala, West Bengal and Goa)**
- **Ensure Point of Care Diagnostics at HWC-PHC : 62 and HWC-SHC :15 tests – Hub and Spoke Model.**
- **Expansion of facility level EML : Include medicines for expanded service packages.**
 - ✓ **Same medicines to be made available at all levels of care (i.e, SHC-PHC-CHC-DH) to improve treatment compliance.**

BMMP :

BMMP has been implemented in 27 States/UTs: 21 States/UTs in PPP mode (Andhra Pradesh, Arunachal Pradesh, Assam, Chhattisgarh, Jammu and Kashmir, Jharkhand, Kerala, Madhya Pradesh, Maharashtra, Meghalaya, Mizoram, Nagaland, Puducherry, Punjab, Rajasthan, Telangana, Tripura, Uttar Pradesh, West Bengal, Goa and Manipur)

In-house in 6 States/UTs (Daman & Diu, Dadra & Nagar Haveli, Delhi, Gujrat, Tamil Nadu, Lakshwadeep)

Kayakalp :

To award those facilities displaying outstanding swacchta and infection control protocols for promotion of cleanliness, hygiene and good infection control practices.

Almost 27,000 facilities assessed, 2,885 public health facilities including 271 DHs, 748 SDH/CHCs, 1,724 PHCs and 142 Urban health facilities have been awarded.

Swachh Swasth Sarvatra (SSS) :

Joint initiative of Ministry of Health and Family Welfare (MoHFW) and Ministry of Drinking Water and Sanitation (MDWS).

One SDH / CHC in each of the Open Defecation Free (ODF) blocks to receive additional funding of Rs. 10 lakhs.

MDWS to enable Gram Panchayats where Kayakalp awarded SDH/PHCs are located to become ODF.

Further MDWS to build capacity through training in Water, Sanitation and Hygiene (WASH) to nominees from such CHCs and PHCs.

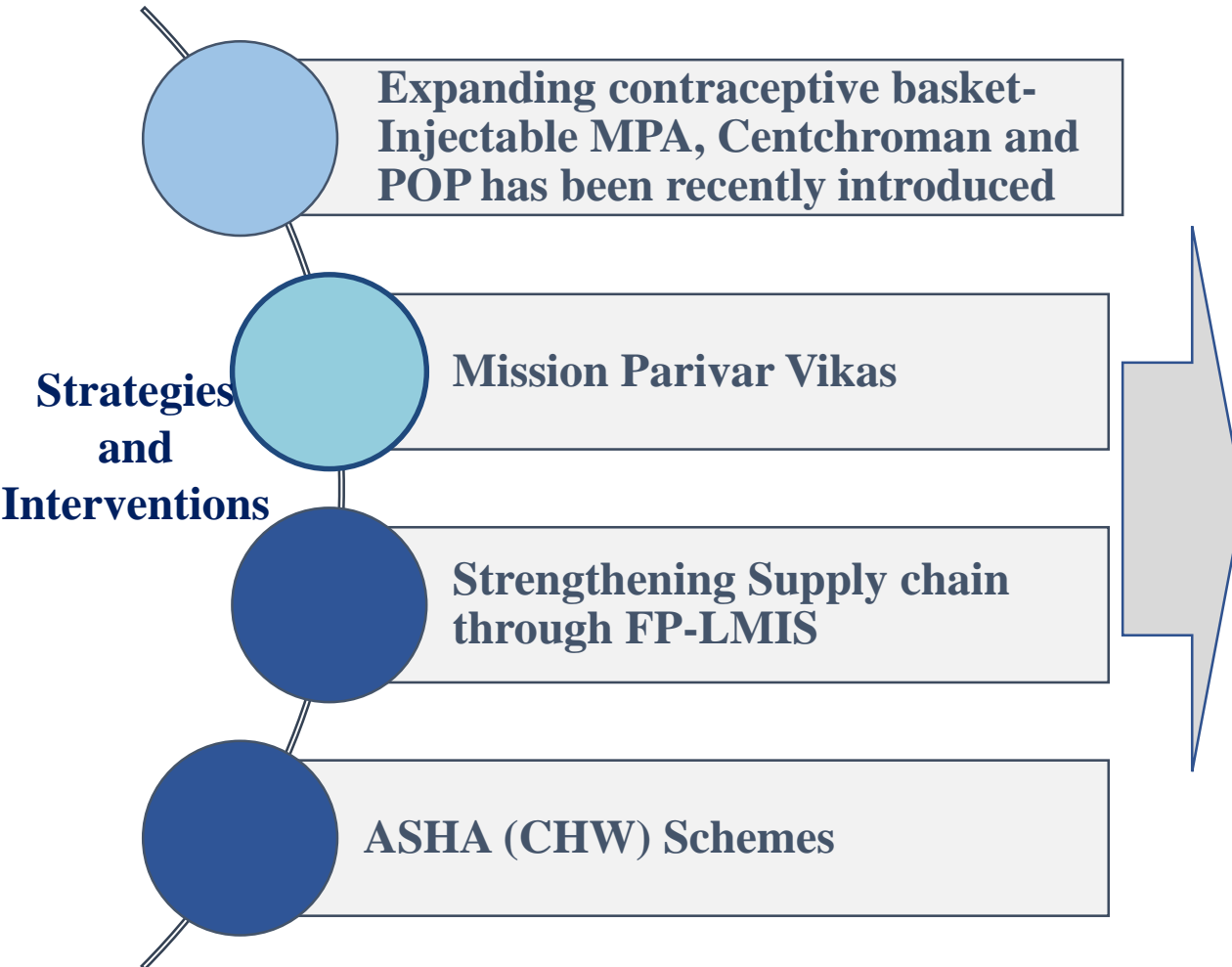
Thank
you!



Programme Specific Data Sets

S no	Programmes	Indicators	Latest Available
4	RCH	<ul style="list-style-type: none"> • Maternal Death Surveillance and Response (MDSR) Report. • Trainings report (SBA, Daksh, Dakshita, RTI/STI, EmOC, LSAS, BeMOC. • Comprehensive Abortion Care . • Number of JSY beneficiaries. • Facility Based - SNCU, NRC Report. • Community Based (HBNC etc.) • Rashtriya Bal Swasthya Karyakram (RBSK). • Mothers' Absolute Affection (MAA). • Peer educator selection and training Status. • Menstrual Hygiene Scheme coverage. • Adolescent Friendly health service trainings of MOs, ANMs, and counsellors. 	Quarterly
5		<ul style="list-style-type: none"> • Infrastructure of SNCU, NBSU, NBCC, NRC. • Intensified Diarrhoea Control Fortnight (IDCF). • National Deworming Day (NDD) 	Annual

Reproductive Health: Key Initiatives and Results



Total Fertility Rate (TFR)- 2.2 in 2016 (NFHS IV).

Decadal Growth Rate- declined from 21.54% in 1991-2000 to 17.64% during 2001-11 (census India - 2011).

Spacing between Births improved from 42.6% (2012) to 51.9% (2016) (SRS).

Current **modern contraceptive usage** is 47.8% (NFHS IV).

24 States/UTs have achieved replacement level of TFR (i.e. 2.1).

Maternal Health: Key Initiatives & Results

- **Janani Surksha Yojana (JSY)**
- **Janani Shishu Suraksha Karyakram (JSSK)**
- **Strengthening FRUs, Delivery Points & MCH Wings**
- **Pradhan Mantri Surakshit Matritva Abhiyan (PMSMA)**
- **LaQshya: Labour Room and Maternity OT Quality Improvement Initiative**

- **MMR in India declined 59 % faster than the global MMR**
- **MMR reduced from 556 in 1990 to 130 in 2014-15**

Child Health: Key & Recent Initiatives

Essential Newborn Care

Mother's Absolute Affection (MAA) Promotional activities for Breastfeeding/ Complementary feeding.

New Initiatives Home Based Care of Young Children (HBYC)

Home Based Newborn Care (HBNC)

Intensified Diarrhoea Control Fortnight (IDCF)

Screening and management of children with 4Ds- RBSK program

AMB Launched in April' 2018

National Deworming Day (NDD)

Preventive and curative mechanisms through a 6X6X6 strategy



U5MR reduced from 126 in 1992 to 39 in 2015-16

Initiatives to Strengthen Immunization

Mission Indradhanush

- MI launched to achieve full immunization coverage to 90% and sustain it through RI.
- 554 Districts covered under MI.
- One of the flagship schemes under Gram Swaraj Abhiyan (GSA) & Extended GSA.
- 3.39 crore children and 87.2 lakh pregnant women vaccinated.

New Vaccines

Inactivated Polio Vaccine (IPV)

Rotavirus Vaccine (RV)

Launched in 11 States.

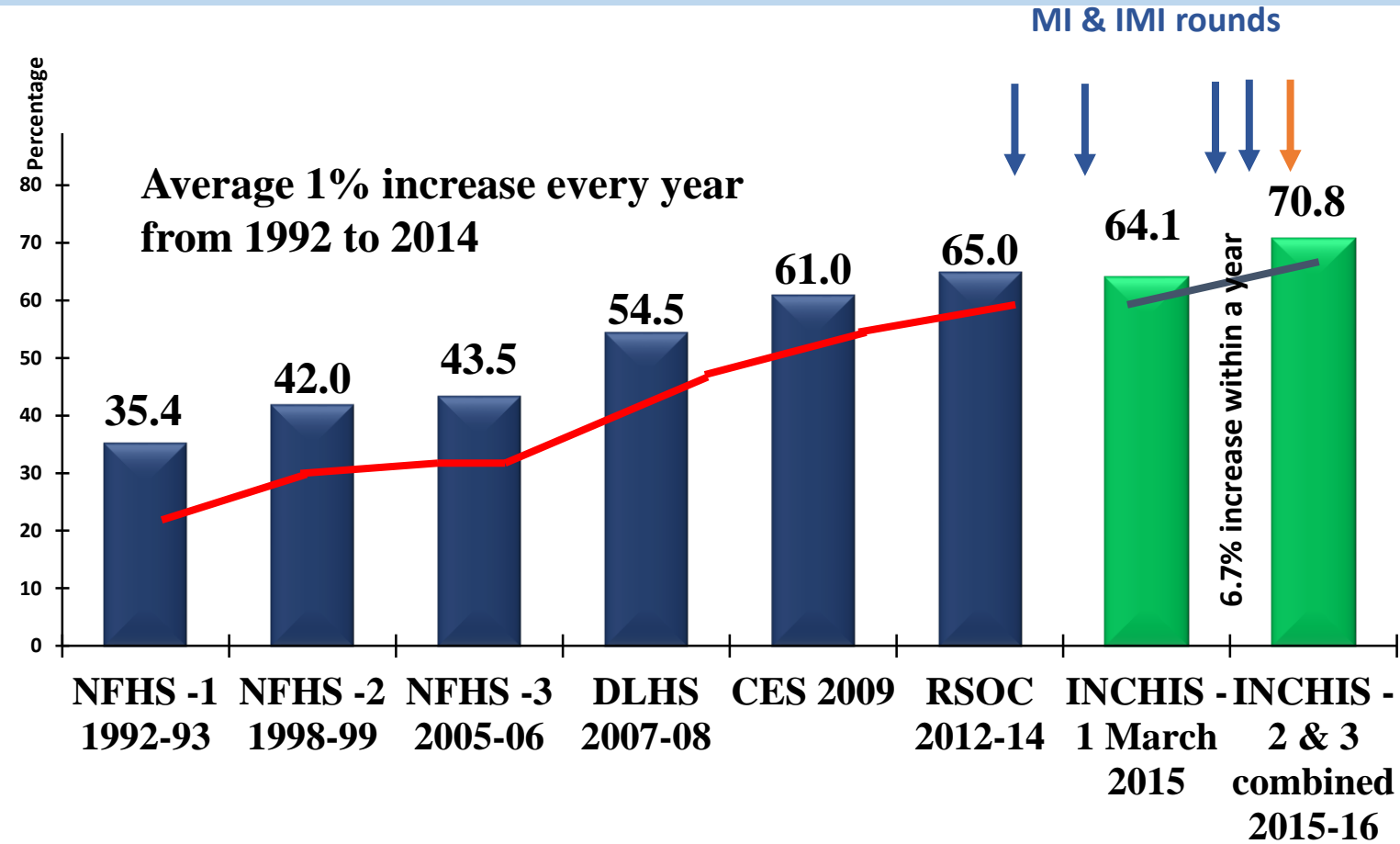
Measles-Rubella Vaccine (MR)

MR Campaign in 32 States.

Pneumococcal Conjugated Vaccine (PCV)

Launched in 5 States (UP and Rajasthan partially).

Immunization: Coverage trends



Recent survey in 190 IMI districts has shown an average increase of **18.5** percentage points in FIC from NFHS-4

Revised National Tuberculosis Control Programme- Achievements & Recent initiatives

- *Largest and the fastest expanding TB control programme in the world*
- *Provides quality assured free diagnostics and treatment services to all TB patients*

New Initiatives

- **National TB Prevalence Survey to determine state-wise burden of disease.**
- **NIKSHAY Sampark – call centre services expanded to all States with counselling support and grievance redressal offered in 14 languages**
- **Community Engagement**
- **Working with identified Ministries**
- **Incentives for achievement of targets**

Achievements in 2018

- **Incidence reduced from 300(1990) to 204 (2017)**
- **Mortality Reduced from 76 in 1990 to 31 in 2017**
- **21.5 lakh TB cases notified - Increase of 18% over 2017**
- **Universal Drug susceptibility testing introduced**
- **Daily Fixed Dose Combination drugs benefiting 19.3 lakh TB patients**
- **Treatment for 5.5 lakhs patients made more patient friendly (injection free)**
- **Nikshay Poshan Yojana (NPY)**

MALARIA & LEPROSY CONTROL

MALARIA

- **National Strategic Plan for Malaria Elimination- 2017-2022**
- **40 Million LLINs distributed in the NE States, Odisha, Chhattisgarh & Jharkhand**
- **+ cases reduced by 28% in 2015-17**
- **Reported deaths reduced by 73%**
- **58.80% reduction in the mortality rate and 42.45% reduction in the incidence of Malaria in 2015 as against 2000, further decline of 24% in 2017 & 54.44% in 2018**

LEPROSY - 3 pronged strategy

- **Leprosy case detection**
- **Focus Leprosy Campaign**
- **Special Plan for Hard to reach area**
- **Achievement - Grade II disability has started reducing.**

2030

End the epidemic of AIDS

SDG Goal 3,
Target 3.3

2020

- **Reduce new HIV infections by 75% (Baseline 2010)**
- **Achieve treatment targets of 90-90-90**
- **Eliminate HIV-related stigma and discrimination**
- **Eliminate Mother to Child Transmission of HIV & Syphilis**

**Fast Track
Targets**

90-90-90 By 2020

- **90% of all people living with HIV will know their HIV status**
- **90% of all people with diagnosed HIV infection will receive sustained antiretroviral therapy**
- **90% of all people receiving antiretroviral therapy will have viral suppression**
- **80 % decline in new infections since 1995 against global average of 47%**
- **71 % decline in AIDS related deaths since 2005 against global average of 51%**



Facility based management of sick SAM children by Nutrition Rehabilitation Centres

39.1 million adolescents covered under WIFS programme

POSHAN Abhiyaan – India’s flagship programme to improve nutritional outcome of children, adolescent, pregnant and lactating mothers by leveraging technology, targeted approach and convergence



**POSHAN
Abhiyaan**

सही पोषण – देश रोशन

Food Regulation

- **Food Safety Standards (Fortification of Foods) Regulation, 2018**
- Formulation of standards for **fortification of key staples** – Edible oil and milk (with Vitamin A & D), wheat flour and rice (with iron, folic acid and vitamin B12 and salt with iron (in addition to iodine) to address micro nutrient deficiencies
- **Fortified staples used Integrated Child Development Services (ICDS) and Mid-day meal scheme**
- **Streamline licensing and registration of Food Business Operators (FBOs)**

Drug Regulation

- **The Medical Device Rules, 2017**- regulating manufacture, import, clinical investigation & sale of Medical devices

Provisions for improving transparency and accountability

- **Risk based classification criteria** for medical devices.
- Manufacture of high risk medical devices category – to be regulated by the **Central Licensing Authority**, & others will be regulated by **State Licensing Authority**.

IT Status & Plans

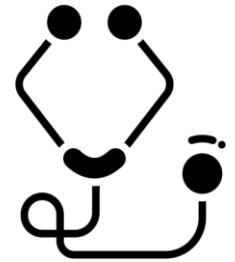

Vision: to create secure and interoperable Electronic Health Record (EHR) of every citizen which will facilitate continuum of care

Policy Framework	Glimpse of ongoing IT Initiatives	Global Agenda
<ul style="list-style-type: none">• A National Resource Centre for EHR standards estd.• Report of National Health Stack Committee submitted to MoHFW• A pan India Telemedicine Network established	<ul style="list-style-type: none">• Mother and Child Tracking System• My Health Record• Hospital Management system• Integrated Health Information Platform• NCD application• Nikshay• Drug & Vaccine Distribution Management System• eVIN• Mera Aspatal• Online Registration System	<ul style="list-style-type: none">• India concluded 4th Summit of Global Digital Health Partnership (GDHP) and assumed Chair of GDHP• Participation from 35 countries + Academia + Industry + Start-ups

Medical Education - Centrally Sponsored Schemes

- Establishment of **new Medical Colleges** attached with existing district/referral hospitals
- Up-gradation of existing State Government/Central Government medical colleges to **increase MBBS seats** in the country
- Strengthening and upgradation of State Government Medical colleges for starting **new PG disciplines and increasing PG seats**

Achievements in Medical Education



PRADHAN MANTRI SWASTHYA SURAKSHA YOJANA (PMSSY)

➤ **22 New AIIMS being set up**

- **Completed / Functional** : **06**
- **Sanctioned by cabinet** : **15 (Total Cost : 20756 Cr)**
- **In Pipeline** : **1 (in Bihar , Estimated cost : Rs. 1200 Cr)**
- **PMC appointed** : **11 (bids invited for 3 more)**
- **Turnkey tender awarded** : **8 (In progress for 3 more)**
- **HEFA loan sanctioned** : **Rs. 1015 Cr (for 8 AIIMS and in process for 5 more)**

➤ **75 GMC up-gradation projects** (Total cost : 12408 Cr)

- **Completed** : **15 (Upto March 2018) + 16 (during 2018-19)**
- **Work in Progress** : **44**

Key Datasets

No	Data Set	Key Indicators	Latest Available
1	SRS	CBR, CDR, IMR, NNMR, U5MR, MMR, TFR, Life Expectancy at Birth	2012-16
2	Rural Health Statistics	No. of PHCs, CHCs, SCs, DHs, MMUs No of Human Resources in Public Health facilities	2018
3	NFHS	Fertility – Birth order, birth intervals, teenage pregnancy, sex preference indicators, contraceptive use and preferences, Antenatal care indicators, Delivery and post natal care, delivery costs, maternal care indicators, ICDS services, breastfeeding practices, nutrition, TB prevalence, HIV/ AIDS, Status of Blood sugar, blood pressure, Gender issues	2015-16
4	HMIS	Key Demographic Indicator, Key Child Health & Maternal health indicators and Family planning and Home/institutional deliveries , Safe Abortion services related indicators	Monthly

Programme Specific Data Sets

S no	Programmes	Indicators	Latest Available
1	NACO -Service Delivery -Epidemiological	Individual service uptake data of HIV positive clients HIV prevalence and related risk behaviour data	Monthly
2	NVHCP	No of serological tests done for diagnosis of viral hepatitis B/C No of new patients initiated on treatment of hepatitis B/ C No of new patients completed treatment of Hepatitis C No of patients put on treatment continuing on treatment for Hepatitis B	Monthly
3	RCH Portal	RMNCAH indicators, name wise	Realtime
4	RCH Programmes Data	Pradhan Mantri Surakshit Matritva Abhiyan (PMSMA), LaQshya, Weekly Iron folic acid supplementation (WIFS), MDR etc	Monthly, Quarterly

Programme Specific Data Sets

S no	Programmes	Description	Latest Available
5	NSSO	Consumer expenditure survey on Health	Awaited after gap of 10 yrs
6	IDSP	Epidemic outbreak Surveillance	Daily, Monthly
7	TB	NIKSHAY Portal	Monthly, Realtime
8	CPHC Application	Screening Portal	Monthly
9	Mapping of health facilities	National Health Resource Repository	Process Ongoing
10	NHA	Health accounts – health financing sources, health expenditure	Annual