



Ministry of Health & Family Welfare  
Government of India

# Ayushman Bharat

## Comprehensive Primary Healthcare

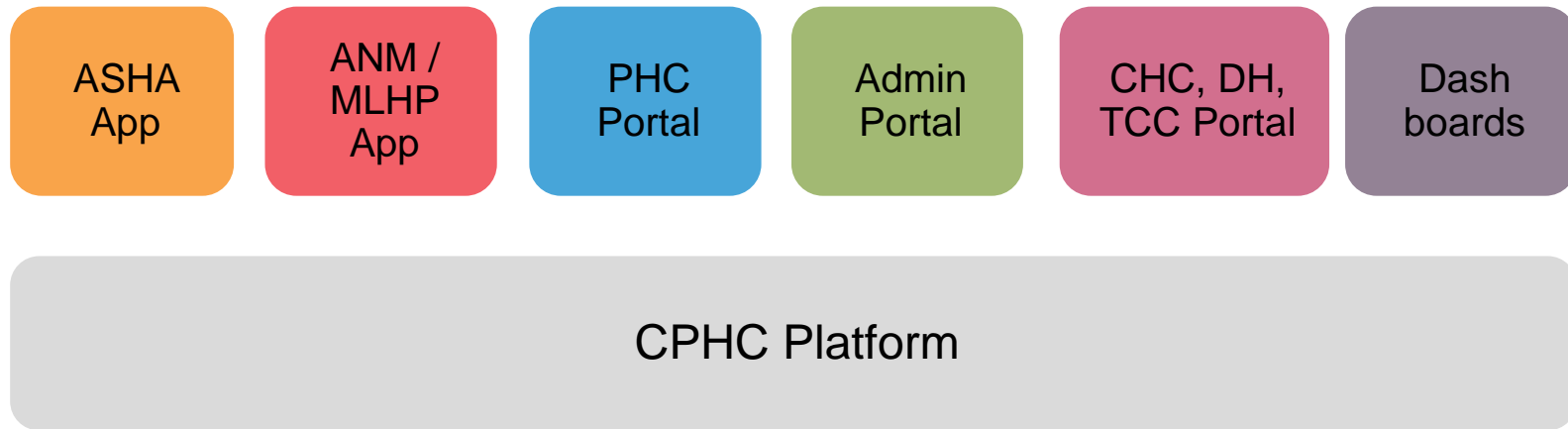
## Population-based NCD Screening Program

**DELL**Technologies

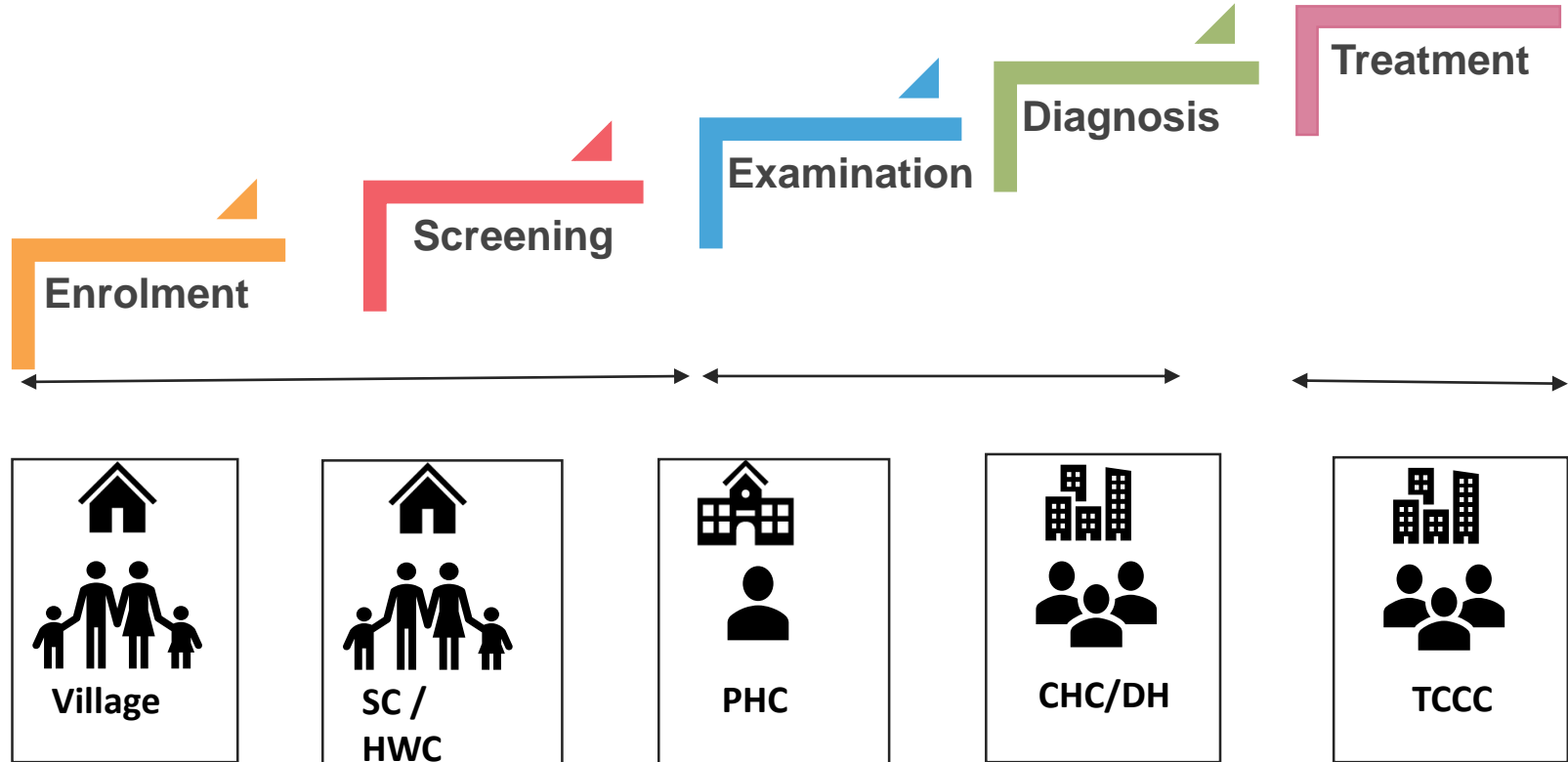
**TATA TRUSTS**

# Ayushman Bharat CPHC- NCD Solution

- Hypertension, Diabetes, Oral, Breast and Cervical Cancers
- Population based screening and management for everyone over 30
- 6 Apps on CPHC Platform



# Continuum of Care

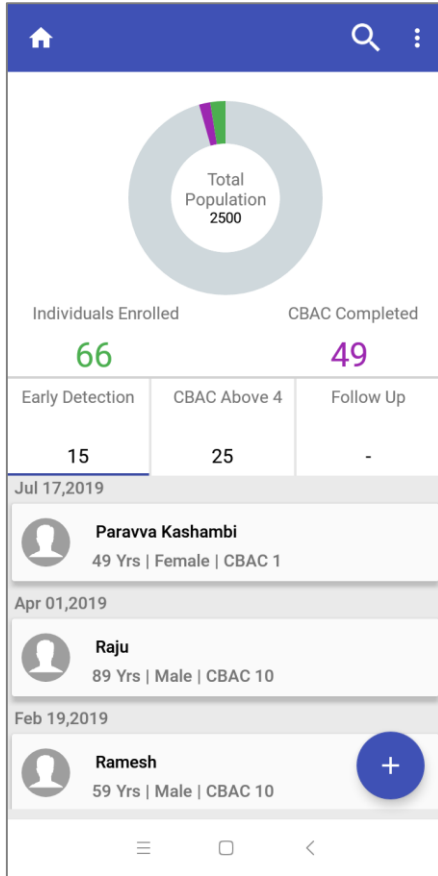


# Continuum of Care – Application Features

- Unique Health ID – linked with Aadhaar.
- Enrollment, Family Folder, CBAC. Health Record for each individual.
- Enter CBAC paper formats directly into PHC portal
- Workplans, Dashboards, Incentives, Awareness material for Health workers
- CDSS (pilot), Examination, Investigations, Diagnosis, Treatment – Doctors
- Auto-populated drug-list. Drug stock dispensed
- Referral workflow for patient moving from SC, PHC, CHC and DH
- Standard Disease GOI protocols support for MO and ANM, Initial Assessment by Nurse
- Administrator - Manage User Logins, Transfers, Master Data Changes. Real-time dashboards
- Security – 2 factor authentication. Login protocols. Role-based access; performance for scale

# ASHA App

## Smart phone - Family Folder, CBAC, Dashboard



The 'Family Folder' screen shows a profile for 'Rajus' with a silhouette icon. Below the profile, it lists 'Personal Details' (89 | Male | Married), 'Created By' (7801(ASHA)), and 'Status' (Family Folder, Individual Enrollment, CBAC : Part A : Risk Assessment, CBAC : Part B : Early Detection, CBAC : Part C). A blue circle with a white '+' icon is at the bottom right.

**Personal Details**  
89 | Male | Married

**Created By**  
7801(ASHA)

**Status**  
● Family Folder  
● Individual Enrollment  
● CBAC : Part A : Risk Assessment  
● CBAC : Part B : Early Detection  
● CBAC : Part C

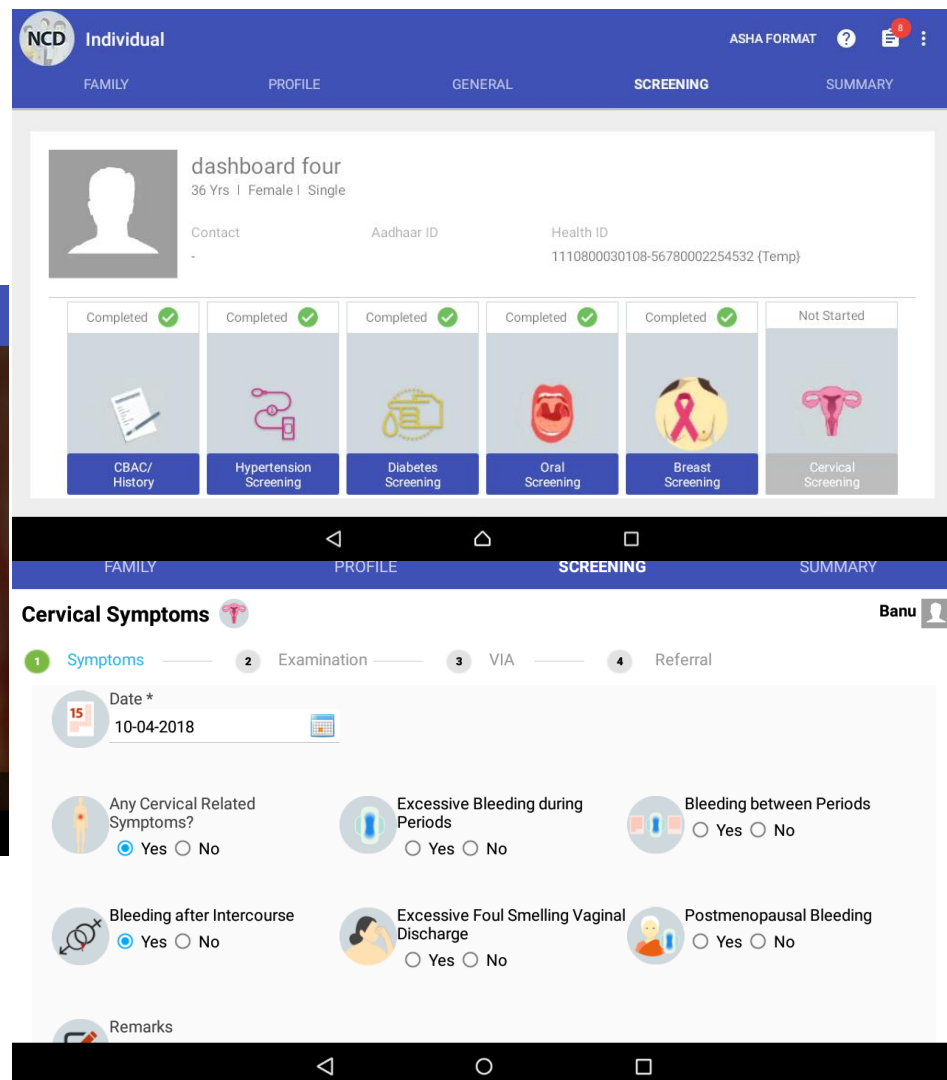
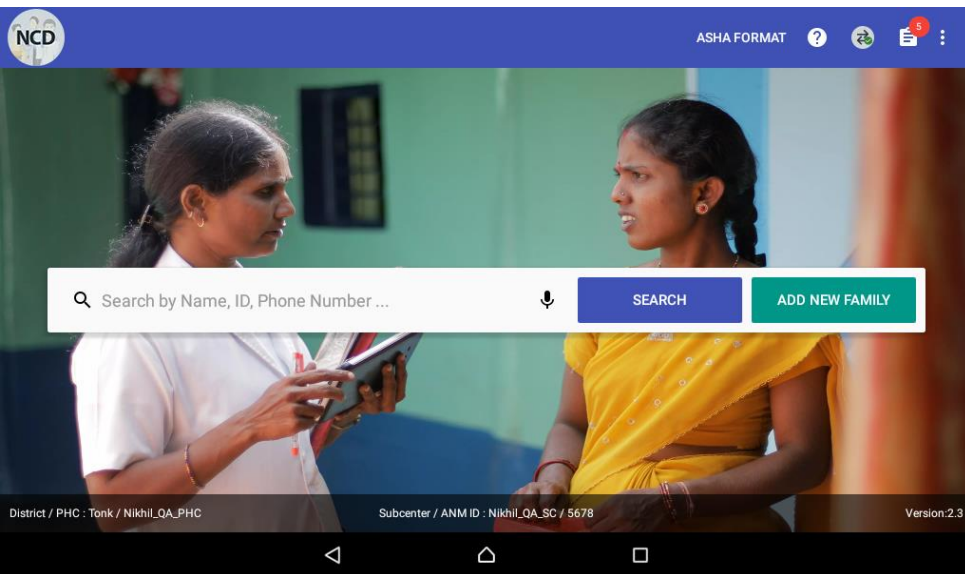
The 'Add Family Details' screen shows a 'Family Folder' section with a group icon. Below it, 'Household details' includes 'Number/ID' (Please specify) and 'Name of Head of the Household' (Please specify). 'Details of Household Amenities' includes 'Type of House' (Type of House, --Select--), 'If other, specify', and 'Availability of Toilet' (Availability of Toilet). A blue circle with a white '+' icon is at the bottom right.

**Family Folder**

**Household details**  
Number/ID  
Please specify  
Name of Head of the Household  
Please specify

**Details of Household Amenities**  
Type of House  
--Select--  
If other, specify  
Availability of Toilet

# ANM App



TATA TRUSTS

# PHC Portal

ADD EXAMINATION PROFILE INITIAL ASSESSMENT ORAL INVESTIGATION

Ramesh Singh  
57 Years | Male  
Oral

Print Prescription

Vitals

Blood Pressure 120 / 90 mmHg  
Blood Glucose (Fbg) 120 mg/dl  
Heart Rate 70 bpm  
BMI 23.7 (kg/m<sup>2</sup>)

History  
Diabetes | Heart Disease |

Current Medication

Symptoms  
Difficulty Opening Mouth | Ulceration |

Examination

Status: Referred to CHC by PHC  
Quick Link

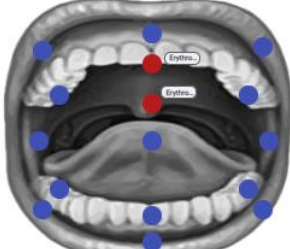
INVESTIGATION FOLLOW UP REFER

Examination No Abnormality Detected 14-07-2019

LEUKOPLAKIA ERYTHROPLAKIA ULCER GROWTH LOCKED JAW SUBMUCOUS FIBROSIS  
SMOKERS PALATE LICHEN PLANUS

Showing finding from PHC

Marking Location for 'Erythroplakia'



Oral Cavity  
Unhealthy

Chronic Trauma  
Sharp tooth

Dental Caries  
Yes No

Deuteres  
Yes No

Loss of Tooth  
Yes No

Fissures  
Yes No

Induration  
Yes No

Lymphadenopathy  
Yes No

Other Findings  
Yes No

Root Canal History  
Enter Root Canal History

Site

Save & Continue

## Findings

Leukoplakia  
Erythroplakia  
Submucous fibrosis  
Smoker's palate  
Lichen Planus  
Ulcer  
Growth  
Locked Jaw

Oral Cavity  
Chronic trauma  
Dental Caries  
Dentures  
Loss of tooth  
Fissures  
Induration  
Other findings  
Lymphadenopathy  
Root Canal History  
Site  
No Abnormality Detected (NAD)

# NCD Performance Dashboard

## NCD Performance Report - Country India

Total Population	NA	Target Population (30+ Years)		NA	
		Enrolled 30+ Years	16106435	To be Enrolled	NA

Enrolled 30+ Years				16106435	
Screened			11971978	To be Screened	4134457
Fully Screened		7668964	Partially Screened Screened		4303014

Referred (by screening)					1259087	NAD (All diseases)					6529564
Hypertension	Diabetes	Oral Cancer	Breast Cancer	Cervical Cancer		Hypertension	Diabetes	Oral Cancer	Breast Cancer	Cervical Cancer	
822105	614427	52764	21552	337887		7993474	8121467	8603545	4494252	3397002	

Referred for VIA Screening 307031

Referred by CBAC 174857

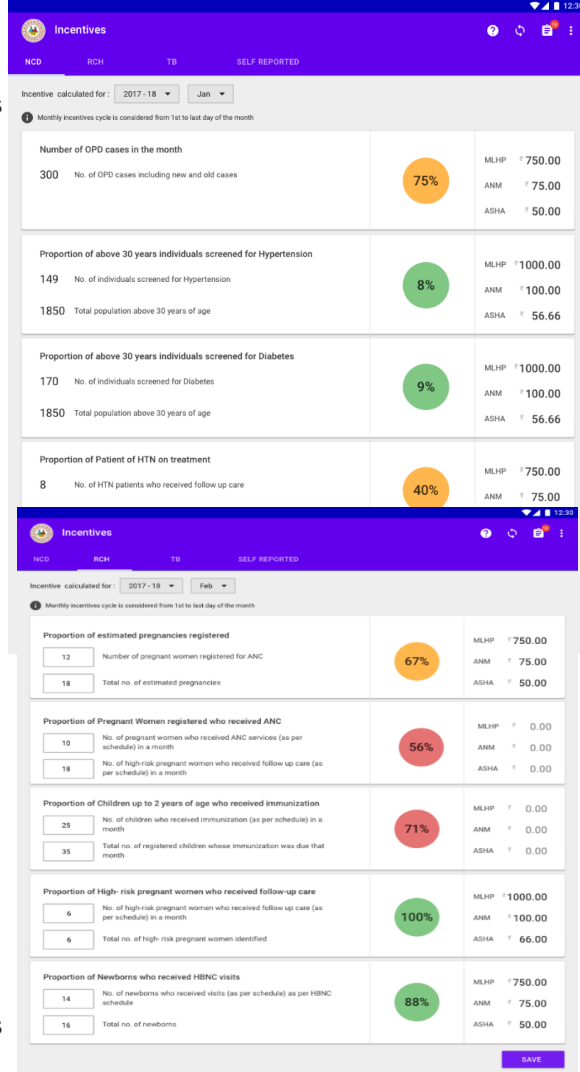
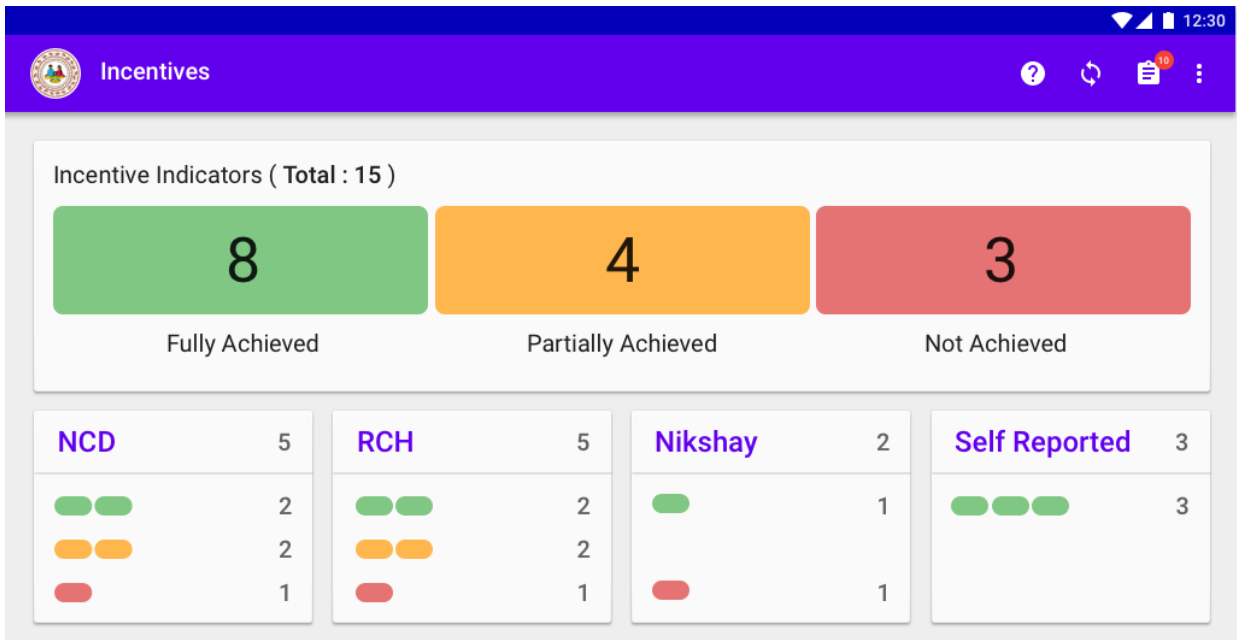
Total Referred (PHC)																						1064181
Referred Not Reached					Examined	NAD (All diseases)					Diagnosed	Treated	Treatment not given					Referred to Higher Facility (from PHC)				
HTN	DM	OC	BC	CC		HTN	DM	OC	BC	CC			HTN	DM	OC	BC	CC	HTN	DM	OC	BC	CC
0	0	0	0	277246		74739	74499	88181	38026	0			8866	4111	0	0	0	2424	2086	345	165	226

Cancers (All facilities)								
Oral			Breast			Cervical		
Screened	Referred	Diagnosed	Screened	Referred	Diagnosed	Screened	Referred	Diagnosed
8982929	23404	145	4689826	8107	63	2766907	73733	87



# CPHC Incentives (coming shortly)

NCD Indicators



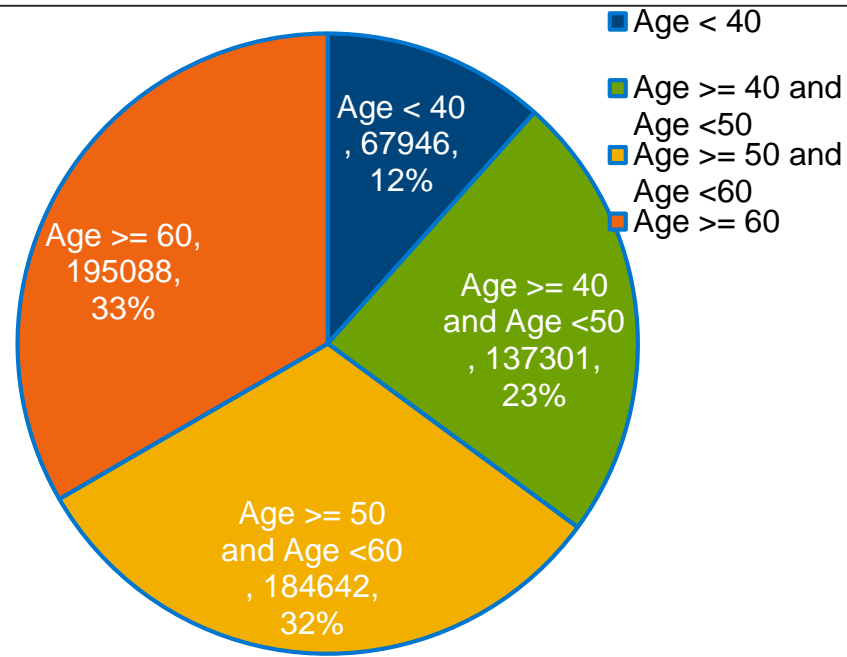
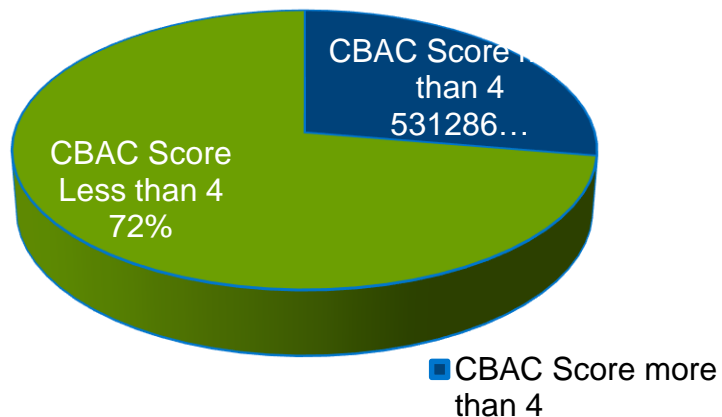
TATA TRUSTS

RCH Indicators

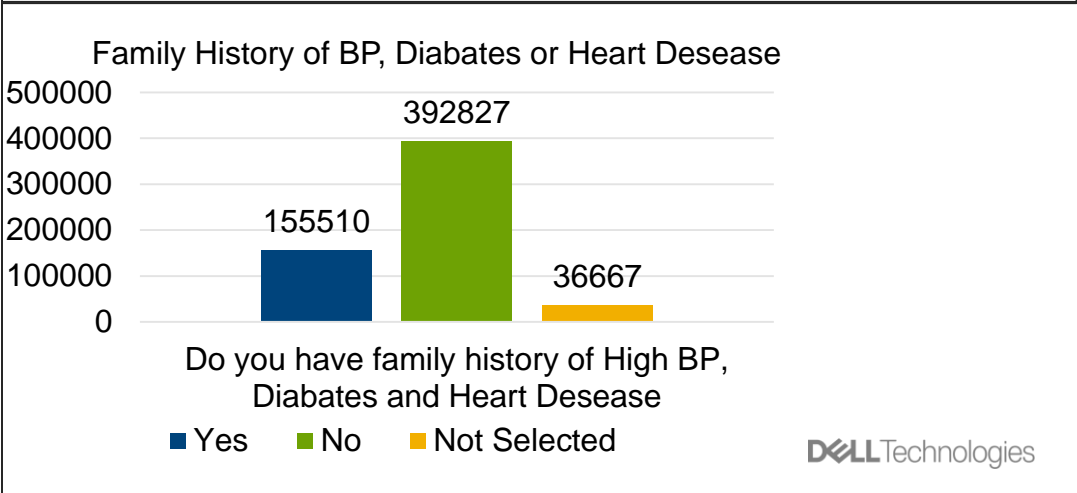
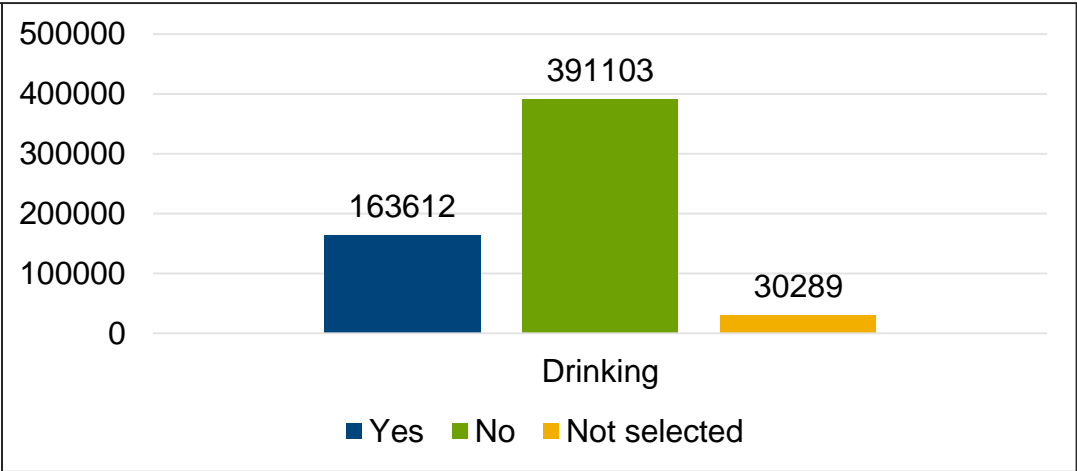
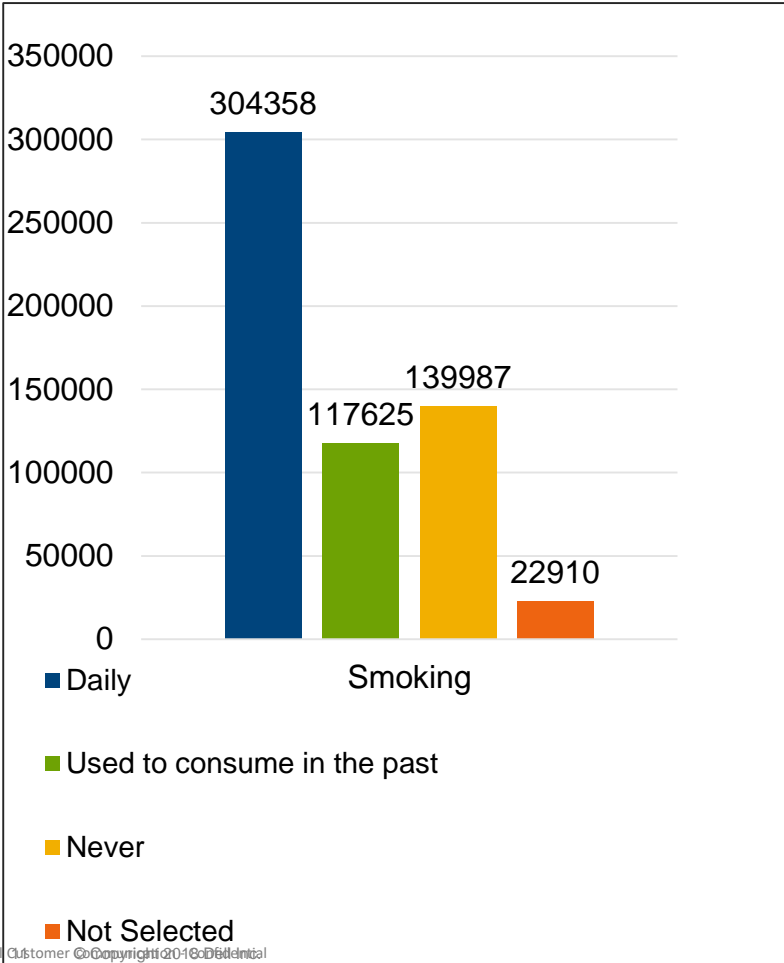
# CBAC – Sample Analysis

## CBAC Score $\geq 4$ and Age group mapping

Total Individuals – 19,22,269



# Smoking, Drinking, Family History – CBAC >4



# Training Model- Cascade

Master  
trainers

Identify trainers from state and district. Conduct two day hands-on training on ASHA app, ANM app, MO, Admin and Dashboard portal

Model applied in Odisha, Punjab, Karnataka, Madhya Pradesh, Chhattisgarh

District level  
trainers

Master trainers to identify trainers from district and block.  
One day hands on training on ASHA & ANM app

Healthcare workers (ANMs & MOs)

Master trainers from district / block imparting training to end users.  
One day hands-on training for ANMs and MO's respectively

# Best Practice- Training

- Ensure participants have undergone PBS training
- Availability of MDM, tablets, Laptops/desktops, internet etc
- State/District readiness in terms of training
  - One day hands-on training for ANMs and MOs
  - Ensure there are 25 to 30 printed and filled family folders and CBAC forms
  - Not more than 30-40 users per training session
- Re-trainings for bottom three performing districts based on dashboard data.

# Best Practices -Deployment &Monitoring

- Follow up after training, incase users face any issue in the field.
- What is working on the field – Cascading model
  - Master trainers (SDM, DDMs, 2-3 BDMS) trained at state level
  - Master trainers trained 30- 40 participants at district level(comprising of all BDMs, HWC ANMs and few potential HWC ANMs)
- Outreach camps & Campaign mode can provide a good start but sustainability is the key
- MDM can be an effective aid
- WhatsApp groups can be an effective tool to disseminate information, monitor progress and redress issues
- Recognize high-performing ASHAs, ANMs at State / District level meets

# Stakeholder's Role

Staff type	Roles & Responsibilities
Users- ANM/ MO	Data Entry. Report issues /seek help from the supervisor
Supervisors/ Trainers	<b>L1 Support:</b> Understands & forwards the issue only those pertaining to the applications to Tata Trusts. Any device / data related issue must be addressed by the government.
Tata Trusts	<b>L1 Support:</b> Observes and tries to resolve the issue; tries to reproduce the issue and creates a redmine ticket; also collects screenshot/ logs/ videos and share it on redmine ; contact TSU to resolve issues which cannot be solved by them'
TSU	<b>L2 Support:</b> receives requests from TATA Trusts, triage the issues, Contacts the TT personnel to resolve immediate/ simple issues and forward those which could not be resolved
Dell	<b>L3 Support:</b> Tries to reproduce the issue again; finds the bug & fixes the issue. Develops new features, if needed.
Government Officials (District & State)	Allocates resources, Monitors the progress. Take corrective action and Submit new feature request.

# Types of Issues/Requests

## Simple Issues (Fixed same day)

### Examples:

- Login – OTP, Mobile number
- Sync – Wrong version, low bandwidth
- Missing Villages – Added in admin portal, sync tablet and log in again
- Version update

All handled by master trainers and/or Tata Trusts team  
In Admin Portal or by TSU

## Medium Term/Effort (Few days)

### Example 1:

- Mapping – SC to diff PHC
- App issues: App crashes, sync fails, Subcenter profile not getting updated, Dashboard numbers incorrect

### Example 2:

- Handle field requests – Creating users, villages, adding SCs, change mobile numbers, transfer of ANM

Example 1 :TSU or Tech team for resolution

Example 2 : Master trainers or Tata Trusts team through Admin Portal

## Feature request/changes (Tied to software releases)

### Examples:

- Additional information in dashboard
- Functionality- (*Ex: CBAC in PHC portal*)
- Dashboard integration
- Integration of Apps
- Data Migration

These are collected, analysed and prioritised by Ministry, Experts, Dell and Tata Trusts. Based on effort and priority, planned for release.



# Process for new releases

- App is developed by Dell team as per requirements from Ministry, experts and field inputs; state specific customizations are not feasible
- New –app is tested by the in-house testers in QA and Staging environments
- New app is later shared with Tata Trust personnel in pre production environment
- Any bugs observed- are brought to notice of Dell & fixed before deployment
- App is moved to production environment by IT-TSU
- Tata Trusts is informed of the release by Mail/ WhatsApp/ Phone.
- Tata Trusts will inform the state nodal officers and state to share the mail with users.
- Sync of previous app is blocked, until updated with new app.

# State NCD Deployment Status

	Population	Enrolment	Partial Screening	Total Screening	Referred to PHC	Examined at PHC	Diagnosed-DM	Diagnosed-HTN
<b>Gujarat (Non NCDGOI Applications)</b>	6,04,39,692	3,95,01,901	186,461	6,03,211	80,437	0	0	0
<b>Uttar Pradesh</b>	19,98,12,341	7,50,874	13,865	29,075	6,375	25	5	7
<b>Madhya Pradesh</b>	7,26,26,809	3,61,045	1,689	5,966	2,094	14	2	12
<b>Maharashtra</b>	11,23,74,333	1,55,940	19,894	83,253	18,541	1,254	352	812
<b>Jharkhand</b>	3,29,88,134	37,788	2,641	4,828	1,566	11	3	1
<b>Bihar</b>	10,40,99,452	15,307	491	1,009	372	0	0	0
<b>Goa</b>	14,58,545	9,468	2,263	4,097	1,865	46	16	17
<b>Daman &amp; Diu</b>	2,43,247	5	0	0	0	0	0	0
<b>Dadra &amp; Nagar Haveli</b>	3,43,709	1	0	0	0	0	0	0

**Daman and Diu** - Yet to start training. Planning to start with ASHA app. 80+ tablets in hand  
**Dadra and Nagar Haveli** - Plan to use own applications - 147 tablets in hand

# Gujarat – Snapshot (Non NCDGOI Applications)

State Performance							
Population	Enrolment	Partial. Screening	Total Screening	Referred to PHC	Examined at PHC	Diagnosed- DM	Diagnosed- HTN
6,04,39,692	3,95,01,901	1,86,461	6,03,211	80,437	0	0	0

Staff Performance			
Tot.ANM	Active ANMs	Tot.MOs	Active MOs
0	0	0	0

People Trained				
ANM	DEO	UDM/ DDM /BDM/ DMEO	Others	MO
NA	NA	NA	NA	NA

Top three dist	Population	Enrolment	Partial Screening	Total Screening	Referred to PHC	Examined at PHC	Diagnosed- DM	Diagnosed- HTN
Banaskantha	31,20,506	30,07,466	9	11,003	520	0	0	0
Dahod	21,27,086	22,41,302	85,836	1,80,867	7,128	0	0	0
Kheda	22,99,885	17,51,251	10	18,813	1,871	0	0	0

- Enrolment very high but screening data not available
- No information on subsequent referral status

# Gujarat – Dist. updates

Dist	Population	Enrolment	Partial Screening	Total Screening	Referred to PHC	Examined at PHC	Diagnosed-DM	Diagnosed-HTN
Banaskantha	31,20,506	30,07,466	9	11,003	520	0	0	0
Dahod	21,27,086	22,41,302	85,836	1,80,867	7,128	0	0	0
Kheda	22,99,885	17,51,251	10	18,813	1,871	0	0	0
Anand	20,92,745	16,53,356	0	4,280	1,027	0	0	0
Surat	60,81,322	15,97,546	5	17,243	3,763	0	0	0
Mehsana	20,35,064	15,95,327	4,377	32,056	6,184	0	0	0
Panchmahal	23,90,776	15,20,520	0	4,009	735	0	0	0
Kutch	20,92,371	15,14,774	1	398	56	0	0	0
Valsad	17,05,678	14,42,660	18	19,442	2,743	0	0	0
Bhavnagar	28,80,365	13,88,615	2	2,460	299	0	0	0
Sabarkantha	24,28,589	13,26,886	0	458	77	0	0	0
Ahmedabad	72,14,225	13,20,445	6	5,736	655	0	0	0
Bharuch	15,51,019	12,82,487	263	6,104	123	0	0	0
Vadodara	41,65,626	12,64,415	6,252	20,493	2,854	0	0	0
Rajkot	38,04,558	12,54,844	23,031	88,442	35,462	0	0	0
Patan	13,43,734	12,15,515	2	5,234	1,729	0	0	0
Surendranagar	17,56,268	11,61,840	7,865	16,585	1,445	0	0	0
Chhota Udepur	NA	11,28,672	0	4,770	580	0	0	0
Amreli	15,14,190	11,20,967	2	3,788	280	0	0	0
Gandhinagar	13,91,753	10,72,691	13,569	31,736	1,343	0	0	0
Junagadh	27,43,082	10,56,413	4,648	9,922	494	0	0	0
Navsari	13,29,672	10,55,341	0	4,929	1,144	0	0	0
Gir Somnath	NA	9,89,272	3,858	8,332	422	0	0	0
Arvalli	NA	9,88,377	3	1,437	450	0	0	0
Mahisagar	NA	9,41,619	0	111	23	0	0	0
Morbi	NA	8,02,163	0	6,503	482	0	0	0
Tapi	8,07,022	7,92,311	251	6,533	985	0	0	0
Jamnagar	21,60,119	7,31,675	0	524	77	0	0	0
Narmada	5,90,297	5,82,276	3,544	11,932	1,418	0	0	0

# Uttar Pradesh – Snapshot

State Performance							
Population	Enrolment	Partial. Screening	Total Screening	Referred to PHC	Examined at PHC	Diagnosed- DM	Diagnosed-HTN
19,98,12,341	750,874	13,865	29,075	6,375	25	5	7

Staff Performance			
Tot.ANM	Active ANMs	Tot.MOs	Active MOs
29,631	1,461		1

People Trained				
ANM	DEO	UDM/ DDM /BDM/ DMEO	Others	MO
1315	6	362	207	28

Top three dist	Population	Enrolment	Partial Screening	Total Screening	Referred to PHC	Examined at PHC	Diagnosed- DM	Diagnosed-HTN
Jalaun	16,89,974	3,53,437	2,966	8,648	1,241	0	0	0
Shrawasti	11,17,361	2,17,402	0	0	0	0	0	0
Varanasi	36,76,841	53,043	1,144	2,523	878	0	0	0

- Most of the enrolments coming out of Jalaun; Shrawasti being migrated
- Planning to get 7000 smart phones to ASHAs; 28934 tablets available
- 130 member WhatsApp group working well in monitoring and disseminating information; 60 training completed and 27 planned

# Uttar Pradesh – District-wise updates

Dist	Population	Enrolment	Partial. Screening	Total Screening	Referred to PHC	Examined at PHC	Diagnosed- DM	Diagnosed-HTN
Jalaun	16,89,974	3,53,437	2,966	8,648	1,241	0	0	0
Shrawasti	11,17,361	2,17,402	0	0	0	0	0	0
Varanasi	36,76,841	53,043	1,144	2,523	878	0	0	0
Jhansi	19,98,603	26,578	3,134	6,306	446	25	5	7
Lalitpur	12,21,592	25,560	537	1,765	315	0	0	0
Bareilly	44,48,359	21,393	4,319	5,973	1,817	0	0	0
Meerut	34,43,689	15,837	408	828	546	0	0	0
Fatehpur	26,32,733	8,170	264	584	208	0	0	0
Aligarh	36,73,889	5,758	208	516	161	0	0	0
Ghaziabad	46,81,645	3,364	48	270	42	0	0	0
Sultanpur	37,97,117	3,173	14	23	14	0	0	0
Farrukhabad	18,85,204	2,759	215	391	164	0	0	0
Muzaffarnagar	41,43,512	2,075	164	367	210	0	0	0
Gautam Buddha Nagar	16,48,115	1,879	3	14	5	0	0	0
Gorakhpur	44,40,895	1,800	21	41	54	0	0	0
Shamli	NA	1,602	16	87	26	0	0	0
Kushinagar	35,64,544	1,511	0	0	17	0	0	0
Kanpur Nagar	45,81,268	1,128	42	67	31	0	0	0
Mahrajganj	NA	703	0	0	0	0	0	0
Allahabad	59,54,391	610	9	22	3	0	0	0
Azamgarh	46,13,913	604	60	101	13	0	0	0
Hardoi	40,92,845	563	0	2	7	0	0	0
Saharanpur	34,66,382	391	0	0	2	0	0	0
AMETHI(NEW)	NA	143	0	0	4	0	0	0
Lucknow	45,89,838	126	5	7	7	0	0	0
Kheri	40,21,243	104	1	2	1	0	0	0

# Madhya Pradesh – Snapshot

State Performance							
Population	Enrolment	Partial. Screening	Total Screening	Referred to PHC	Examined at PHC	Diagnosed- DM	Diagnosed-HTN
7,26,26,809	3,61,045	1,689	5,966	2,094	14	2	12

Staff Performance			
Tot. ANM	Active ANMs	Tot. MOs	Active MOs
16,327	1,203		14

People Trained				
ANM	DEO	UDM/ DDM /BDM/ DMEO	Others	MO
677	11	34	161	2

Top three dist	Population	Enrolment	Partial Screening	Total Screening	Referred to PHC	Examined at PHC	Diagnosed- DM	Diagnosed-HTN
Chhindwara	20,90,922	41,053	151	362	143	0	0	0
Jabalpur	24,63,289	25,704	32	71	28	0	0	0
Ujjain	19,86,864	24,766	10	14	80	0	0	0

- On mission mode in September and October. Ambitious training program launched with a target 50 lakhs enrolment
- M&E officers made NCD nodal officers, 20 Tata Trust consultants supporting implementation on ground
- 100+ member WhatsApp group working well in monitoring and disseminating information; 3 Train the trainers sessions completed and 26 Dist. trainings planned

# Madhya Pradesh – Dist. updates

Dist	Population	Enrolment	Partial Screening	Total Screening	Referred to PHC	Examined at PHC	Diagnosed-DM	Diagnosed-HTN
Chhindwara	20,90,922	41,053	151	362	143	0	0	0
Jabalpur	24,63,289	25,704	32	71	28	0	0	0
Ujjain	19,86,864	24,766	10	14	80	0	0	0
Sehore	13,11,332	24,588	2	4	162	0	0	0
Dewas	15,63,715	21,577	8	11	101	0	0	0
Betul	15,75,362	19,467	89	467	193	0	0	0
Sheopur	6,87,861	17,244	3	6	31	0	0	0
Raisen	13,31,597	16,868	89	99	168	0	0	0
Seoni	13,79,131	16,595	2	2	80	0	0	0
Anuppur	7,49,237	15,671	12	47	80	0	0	0
Guna	12,41,519	15,205	59	176	56	0	0	0
Chhatarpur	17,62,375	13,918	334	816	138	0	0	0
Dindori	7,04,524	13,313	30	209	54	0	0	0
Barwani	13,85,881	12,818	135	500	95	0	0	0
Bhind	17,03,005	12,697	1	10	24	0	0	0
Shahdol	10,66,063	12,044	358	2,070	200	0	0	0
Balaghat	17,01,698	11,197	88	465	54	0	0	0
Ashoknagar	8,45,071	8,738	22	31	141	0	0	0
Damoh	12,64,219	6,168	12	12	23	0	0	0
Rajgarh	15,45,814	6,164	7	7	38	13	1	12
East Nimar (Khandwa)	13,10,061	6,058	50	109	66	0	0	0
Indore	32,76,697	5,102	3	3	9	0	0	0
Satna	22,28,935	4,132	4	10	13	0	0	0
Panna	10,16,520	3,568	47	139	8	0	0	0
Vidisha	14,58,875	2,249	117	283	53	0	0	0
Singrauli	11,78,273	1,748	0	0	20	0	0	0
Gwalior	20,32,036	701	1	1	1	0	0	0
Morena	19,65,970	673	0	0	0	0	0	0
Burhanpur	7,57,847	280	12	12	4	0	0	0
Umaria	6,44,758	256	0	0	0	0	0	0
Shajapur	15,12,681	201	0	0	6	0	0	0
Mandla	10,54,105	133	0	1	1	0	0	0

\*\* Dist. with enrolment less than 100 are not included



# Maharashtra – Snapshot

State Performance							
Population	Enrolment	Partial. Screening	Total Screening	Referred to PHC	Examined at PHC	Diagnosed- DM	Diagnosed-HTN
11,23,74,333	1,55,940	19,894	83,253	18,541	1,254	352	812

Staff Performance			
Tot.ANM	Active ANMs	Tot.MOs	Active MOs
21,096	1,986		41

People Trained				
ANM	DEO	UDM/ DDM /BDM/ DMEO	Others	MO
53	NA	143	143	45

Top three dist	Population	Enrolment	Partial Screening	Total Screening	Referred to PHC	Examined at PHC	Diagnosed- DM	Diagnosed-HTN
<b>Satara</b>	30,03,741	77,628	14,526	92,154	15,205	1,249	351	811
<b>Washim</b>	11,97,160	19,176	1,307	20,483	469	0	0	0
<b>Nashik</b>	61,07,187	18,537	695	19,232	947	0	0	0

- Satara is the best performing dist with top three dists. driving 75% of enrolment; Most of the enrolments have happened in the last three months
- 80+ member WhatsApp group working well in monitoring and disseminating information; 6 Train the trainers sessions completed and 16 Dist. trainings planned
- Close to 5000 tablets procured and another 5000 on the way

# Maharashtra – Dist. updates

Dist	Population	Enrolment	Partial Screening	Total Screening	Referred to PHC	Examined at PHC	Diagnosed- DM	Diagnosed -HTN
Satara	30,03,741	77,628	14,526	92,154	15,205	1,249	351	811
Washim	11,97,160	19,176	1,307	20,483	469	0	0	0
Nashik	61,07,187	18,537	695	19,232	947	0	0	0
Osmanabad	16,57,576	11,682	1,032	12,714	463	0	0	0
Sindhudurg	8,49,651	8,151	542	8,693	352	0	0	0
Amravati	28,88,445	6,688	710	7,398	188	0	0	0
Chandrapur	22,04,307	4,421	390	4,811	287	0	0	0
Wardha	13,00,774	3,870	343	4,213	324	3	1	1
Pune	94,29,408	1,715	39	1,754	68	1	0	0
Gadchiroli	10,72,942	1,205	134	1,339	121	0	0	0
Hingoli	11,77,345	811	6	817	16	0	0	0
Nanded	33,61,292	532	8	540	10	0	0	0
Nandurbar	16,48,295	417	87	504	47	0	0	0
Bhandara	12,00,334	383	18	401	18	0	0	0
Jalna	19,59,046	377	57	434	23	1	0	0
Ratnagiri	16,15,069	336	0	336	0	0	0	0

\*\* Dist. With enrolment less than 100 are not included

# Jharkhand– Snapshot

State Performance							
Population	Enrolment	Partial. Screening	Total Screening	Referred to PHC	Examined at PHC	Diagnosed- DM	Diagnosed-HTN
3,29,88,134	37,788	2,641	4,828	1,566	11	3	1

Staff Performance			
Tot.ANM	Active ANMs	Tot.MOs	Active MOs
9,228	170		2

People Trained				
ANM	DEO	UDM/ DDM /BDM/ DMEO	Others	MO
306	99	308	105	35

Top three dist	Population	Enrolment	Partial Screening	Total Screening	Referred to PHC	Examined at PHC	Diagnosed- DM	Diagnosed-HTN
<b>Bokaro</b>	20,62,330	10,501	484	814	351	0	0	0
<b>Ranchi</b>	29,14,253	8,075	589	816	282	6	3	0
<b>Simdega</b>	599,578	3,248	352	855	197	0	0	0

- Numbers yet to pick up despite training
- 6000 tablets in hand
- 100 member WhatsApp group need more participation

# Jharkhand- Dist. updates

Dist	Population	Enrolment	Partial Screening	Total Screening	Referred to PHC	Examined at PHC	Diagnosed- DM	Diagnosed-HTN
Bokaro	20,62,330	10,501	484	814	351	0	0	0
Ranchi	29,14,253	8,075	589	816	282	6	3	0
Simdega	5,99,578	3,248	352	855	197	0	0	0
Khunti	5,31,885	2,164	15	47	35	0	0	0
Gumla	10,25,213	2,106	27	99	51	0	0	0
Palamu	19,39,869	1,705	24	55	36	0	0	0
Latehar	7,26,978	1,483	28	126	128	0	0	0
Purbi Singhbhum	22,93,919	1,293	178	204	68	0	0	0
Garhwa	13,22,784	1,213	27	121	102	0	0	0
Hazaribagh	17,34,495	1,029	2	3	1	0	0	0
Pashchimi Singhbhum	15,02,338	926	456	901	135	5	0	1
Lohardaga	4,61,790	867	29	58	2	0	0	0
Godda	13,13,551	793	29	68	13	0	0	0
Dhanbad	26,84,487	500	18	44	18	0	0	0
Dumka	13,21,442	443	122	265	113	0	0	0
Chatra	10,42,886	442	0	0	0	0	0	0
Giridih	24,45,474	323	213	299	12	0	0	0
Pakaur	9,00,422	245	46	47	13	0	0	0
Ramgarh	9,49,443	227	0	0	6	0	0	0
Sahibganj	11,50,567	203	2	6	3	0	0	0

# Bihar– Snapshot

State Performance							
Population	Enrolment	Partial. Screening	Total Screening	Referred to PHC	Examined at PHC	Diagnosed- DM	Diagnosed-HTN
10,40,99,452	15,307	491	1,009	372	0	0	0

Staff Performance			
Tot.ANM	Active ANMs	Tot.MOs	Active MOs
20,587	42		0

People Trained				
ANM	DEO	UDM/ DDM /BDM/ DMEO	Others	MO
180	NA	44	NA	NA

Top three dist	Population	Enrolment	Partial Screening	Total Screening	Referred to PHC	Examined at PHC	Diagnosed- DM	Diagnosed-HTN
<b>Nawada</b>	22,19,146	2,116	86	172	17	0	0	0
<b>ARWAL</b>	700,843	1,953	0	0	0	0	0	0
<b>Patna</b>	58,38,465	1,720	16	16	0	0	0	0

- Trainings started recently, Finished Training master trainers
- Training completed in 4 of 13 aspirational dists.
- 50 member WhatsApp group need more participation; 3144 tablets in hand

# Bihar- Dist. updates

Dist	Population	Enrolment	Partial Screening	Total Screening	Referred to PHC	Examined at PHC	Diagnosed- DM	Diagnosed-HTN
Nawada	22,19,146	2,116	86	172	17	0	0	0
Arwal	7,00,843	1,953	0	0	0	0	0	0
Patna	58,38,465	1,720	16	16	0	0	0	0
Nalanda	28,77,653	1,642	38	75	39	0	0	0
Vaishali	34,95,021	1,508	1	1	1	0	0	0
Muzaffarpur	48,01,062	1,307	89	221	102	0	0	0
Supaul	22,29,076	668	4	5	15	0	0	0
Begusarai	29,70,541	664	79	127	81	0	0	0
Gaya	43,91,418	461	6	7	8	0	0	0
Jehanabad	11,25,313	459	3	4	3	0	0	0
Gopalganj	25,62,012	439	63	63	6	0	0	0
Jamui	17,60,405	389	13	37	6	0	0	0
Purnia	32,64,619	356	0	1	8	0	0	0
Sheikhpura	6,36,342	329	0	0	0	0	0	0
Sitamarhi	34,23,574	247	0	0	1	0	0	0
Buxar	17,06,352	222	33	167	7	0	0	0
Banka	20,34,763	139	3	3	9	0	0	0
Bhagalpur	30,37,766	136	1	2	2	0	0	0
Araria	28,11,569	103	5	5	8	0	0	0
Aurangabad	25,40,073	103	17	18	8	0	0	0

# Goa– Snapshot

State Performance							
Population	Enrolment	Partial. Screening	Total Screening	Referred to PHC	Examined at PHC	Diagnosed- DM	Diagnosed-HTN
14,58,545	9,468	2,263	4,097	1,865	46	16	17

Staff Performance			
Tot.ANM	Active ANMs	Tot.MOs	Active MOs
357	8		18

People Trained				
ANM	DEO	UDM/ DDM /BDM/ DMEO	Others	MO
51	23	12	64	66

Top three dist	Population	Enrolment	Partial Screening	Total Screening	Referred to PHC	Examined at PHC	Diagnosed- DM	Diagnosed-HTN
North Goa	8,18,008	7,074	1,652	2,725	1,185	46	16	17
South Goa	6,40,537	2,394	611	1,372	680	0	0	0

- Lack of tablets is an issue – 16 in hand and 222 in pipeline
- Training of master trainers completed .
- 60+ member WhatsApp group has good participation with issue redressal being more common

# Thank You

National Health Mission (NHM) and eGov Division of Ministry -NCD Division of Dte. GHS



Principal owner of NCD program nationally.

NHSRC : National Health Systems Resource Center



AIIMS : All India Institute of Medical Sciences



ICMR : Indian Council of Medical Research



WHO India : World Health Organization



NICPR : National Institute of Cancer Prevention And Research



NIC : National Informatics Centre



NCDIR : National Centre for Disease Informatics and Research



CDAC : Centre for Development of Advanced Computing



India Stack Team at iSPIRT



Harvard University



Karuna Trust

