





National Deworming Day

Teacher Training Handout (Reporting form enclosed)

Swati often defecates in the open, like other children in her village



She plays outdoors barefoot and often eats food without washing her hands



Lately, Swati's mother has noticed that she often complains of stomach ache



Swati has diarrhoea and has become really weak. Because of this, she is unable to attend school regularly

Teacher, why does Swati keep complaining of stomach ache?

Swati might be suffering from worm infection

Key Points About Worm Infection

What are worms?

Worms are parasites that thrive on nutrition from the human intestine.

Three types of worms most commonly found in children

Round worms



Whip worms



Hook worms



Worm infection in children can spread through:

- Playing outside barefoot
- Eating food without washing hands
- Defecating in the open
- Unclean surroundings

Impact of worm infection on children

- Anemia
- Nutritional impairment
- Loss of appetite
- Weakness and anxiety
- Stomach ache, nausea, vomiting, and diarrhoea
- Weight loss

Benefits of deworming children:

Direct benefits:

- Controls anemia
- Improves nutritional uptake

Indirect benefits:

- Helps improve concentration, capacity to learn, and attendance at school/ Anganwadi
- Helps improve work potential and livelihood opportunity
- Benefits the community by reducing worms in the environment

Albendazole tablet helps control worm infection



Worm Transmission Cycle

1. An infected child contaminates soil with faeces containing worm eggs. These eggs develop into larvae in the soil



3. In an infected child, eggs and larvae develop into adult worms, which produce eggs and have an ill effect on the child's health




2. Other children are infected by eggs ingested through food or dirty hands, or by larvae penetrating the skin

10 August 2018

National Deworming Day

On this day, all children aged 1-19 will be administered the deworming tablet free-of-cost in all schools and Anganwadis

Your role as a teacher on
National Deworming Day

Before National Deworming Day

Checklist of necessary material

- Sufficient drugs
- Train other teachers in your school on deworming and hand over required tablets and other resources to them
- Keep the ANM's and nearest healthcare centre's contact number handy
- National Deworming Day reporting form
- Generate awareness about National Deworming Day among children, parents, and community members
- Inform children about National Deworming Day during morning assembly and in class
- Inform parents about the date of National Deworming Day to ensure maximum attendance
- Display posters and other IEC properly for maximum visibility

On National Deworming Day

Ensure availability of following:

- Clean drinking water and glasses
- Sufficient tablets
- Spoons to administer the tablets
- Emergency phone numbers
- Attendance register
- Encourage all children who did not receive deworming tablet on National Deworming Day to attend school on mop-up day

After National Deworming Day

- Teachers should compile all records of deworming and mop-up days in the attached reporting form and share with the headmaster
- Headmasters should compile the reported numbers from all classes into the School Reporting Form and submit it to the ANM by **22 August 2018**
- Encourage parents and children to keep their surroundings clean to prevent further worm infection



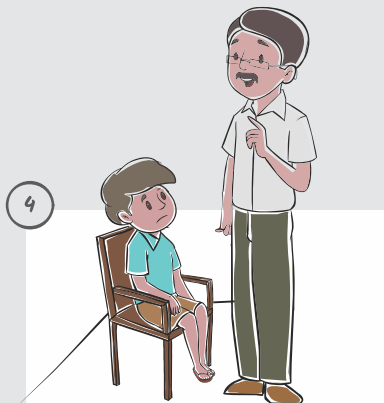
Remember

1



Albendazole 400mg (chewable tablet)

Children aged 6-19 should be administered one full tablet



- Do not administer the tablet to children who are sick or have had some other medication
- Do not forcefully administer the tablet to any child

2



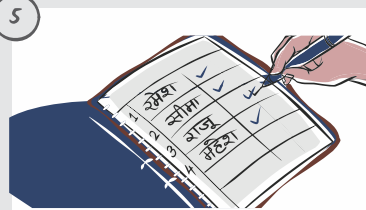
- Ask children to chew the tablet. Make sure drinking water is available.
- Albendazole tablets that are not chewed may have significantly lower effectiveness.
- Use a spoon to administer the tablet to the child yourself and do not give it to parents to be taken home.

3



Along with administering the tablet, ensure that you mark a single tick (✓) next to each dewormed child's name in the class register

5



Children who could not be dewormed on National Deworming Day must be administered the tablet on mop-up day. Also, be sure to mark double ticks (✓✓) next to each dewormed child's name in the class register

Mop-up day is on 17 August 2018

6



Count the number of ticks (✓) and (✓✓) on the form after deworming and mop-up day. Hand over this information along with left over tablets to your headmaster

This tablet is safe for both children and adults

- Sometimes children will show mild symptoms of nausea, mild abdominal pain, vomiting, diarrhoea and fatigue which can be expected if they have worms. Do not panic. Follow the adverse event management protocol
- Any adverse events are temporary and generally can be managed easily at the school
- In case of an adverse event, make the child lie down in an open, shaded area and give the child water to drink

-Albendazole is an easily chewable tablet. Still if the child chokes on part of the tablet, make the child bend over on your lap and pat the child on the back till the tablet comes out



- Call _____ for any medical assistance

Frequently Asked Questions:

1. Why should I administer the deworming tablet to all children, even though some children do not appear sick?

- It is essential to deworm all children to reduce worm infection in the community
- Children can carry worms for a long time and not have visible symptoms. But it has long-term impact on the health, education, and overall well-being of the child. The deworming tablet helps control worm infection
- The deworming tablet is safe and effective for all children. WHO and Ministry of Health and Family Welfare, Government of India recommends this treatment on National Deworming Day. It is not possible to screen every child for worm infection, so it is better to administer this tablet to children aged 1-19 on a designated day (National Deworming Day)
- The deworming tablet helps in overall physical and cognitive development

2) Can this tablet be administered on an empty stomach?

Yes, **this tablet can be administered on an empty stomach also.** Instruct children to chew the tablet properly. For children aged 1-2, administer half of a crushed tablet mixed in water

3) Why have I been given the responsibility of reporting on National Deworming Day?

Timely reporting of each dewormed child is crucial because this helps to determine the success of the program. Your role is important in this process


Important Information:

- Ensure that you receive all material in the National Deworming Day kit at the time of training:

Tablets + This handout + IEC + Reporting Form = National Deworming Day Kit

- After your training, share what you learnt and the training material with other teachers in your school

Fulfil your role in this program with enthusiasm and play a part in giving children a brighter future



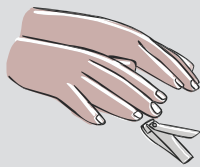
On National Deworming Day, Swati goes to school and is given the deworming tablet



Swati now feels healthy and tells her friends about the importance of deworming

In addition to deworming, there are other practices that help to reduce worm infections

Keep your nails
clean and short



Always drink
clean water




Keep food
covered



Wash fruits and
vegetables with
clean water



Wash your hands
with soap, especially
before eating
and after using
the toilet



Keep your
surroundings
clean



Wear shoes



Do not defecate
in the open.
Always use a toilet



Talk to your community about these preventive measures

It is your responsibility to
keep Swati free from worms



Evidence
Action
Deworm the
World Initiative

NATIONAL DEWORMING DAY - AUGUST 2018

SUBMISSION COPY

SCHOOL REPORTING FORMAT

* Please fill in all the details below and do not leave any box unfilled.

** Please add number of children below class 1 (if any) in the category of "class 1-5"

State Name:		District Name:	
Block Name:		Sub-center Name:	Village Name:
Name of the School:		School DISE Code:	
Type of school Tick (✓) on the relevant box	Govt./Govt. aided school ()		Private schools ()
Did someone from the school attend the official National Deworming Day (NDD) training?		Yes / No	
Albendazole Drug Coverage Details		Girls	Boys
Total No. of children enrolled in the school			
No. of enrolled children (class 1 - 5) who were administered Albendazole on NDD and Mop-up day (MUD)			(1)
No. of enrolled children (class 6 - 12) who were administered Albendazole on NDD and MUD			(2)
GRAND TOTAL of number of children who were administered Albendazole (B = 1+ 2)		(B)	
Number of severe adverse events reported from the School (submit adverse event reporting format as applicable)			
Stock Details			
Total No. of Albendazole tablets given to the school			
Total No. of Albendazole tablets left with school			
Name of the Signatory (Headmaster)			
Signature (Headmaster)			
Date of submission of form			
Contact number of Headmaster			
You may call up the State/District/Block Office (Name : _____ / Phone: _____) for any assistance required			

THE HEADMASTER SHOULD FILL AND SUBMIT THIS FORM TO ANM BY AUGUST 22, 2018

ANM will submit the School Reporting Form to the Block by **August 29, 2018**



Remember:

National Deworming Day: **10 August 2018**

Mop-up Day: **17 August 2018**

Date of submission of school reporting form: **22 August 2018**

Note:

- 1) On the other side of this page, is the National Deworming Day reporting form
- 2) Separate the reporting form from the handout by the perforation
- 3) The headmaster should ensure compilation of the correct data into the reporting form and submit it as per the schedule to the ANM

Reporting Guidelines for School

Recording:

- On National Deworming Day, along with administering the tablet, school teacher will mark a single tick (✓) next to each dewormed child's name in the class register
- On Mop-up Day, along with administering the tablet, school teacher will mark a double tick (✓✓) next to each dewormed child's name in the class register

Reporting:

- Every teacher will count the number of ticks from the class register after National Deworming Day and Mop-up Day separately and report this number to the headmaster
- The headmaster should ensure that the reported data must match with the actual record before filling the form. For this, designate teachers to ensure correct counting of the children dewormed on National Deworming Day and Mop-up Day
- The headmaster will compile the reported data from all classes into the School Reporting Form and submit to the ANM as per schedule, along with the leftover tablets
- Keep one copy of the school reporting form at your school for records and verification purposes