




# National Deworming Day

## Teacher Training Handout (Reporting form enclosed)

Swati often defecates in the open, like other children in her village



She plays outdoors barefoot and often eats food without washing her hands



Lately, Swati's mother has noticed that she often complains of stomach ache



Swati has diarrhoea and has become really weak. Because of this, she is unable to attend school regularly

Teacher, why does Swati keep complaining of stomach ache?

Swati might be suffering from worm infection

### Key Points About Worm Infection

#### What are worms?

Worms are parasites that thrive on nutrition from the human intestine.

#### Three types of worms most commonly found in children

##### Round worms



##### Whip worms



##### Hook worms



#### Worm infection in children can spread through:

- Playing outside barefoot
- Eating food without washing hands
- Defecating in the open
- Unclean surroundings

#### Impact of worm infection on children

- Anemia
- Nutritional impairment
- Loss of appetite
- Weakness and anxiety
- Stomach ache, nausea, vomiting, and diarrhoea
- Weight loss

#### Benefits of deworming children:

##### Direct benefits:

- Controls anemia
- Improves nutritional uptake

##### Indirect benefits:

- Helps improve concentration, capacity to learn, and attendance at school/ Anganwadi
- Helps improve work potential and livelihood opportunity
- Benefits the community by reducing worms in the environment

#### Albendazole tablet helps control worm infection

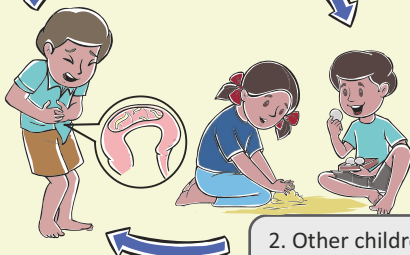


### Worm Transmission Cycle

1. An infected child contaminates soil with faeces containing worm eggs. These eggs develop into larvae in the soil



3. In an infected child, eggs and larvae develop into adult worms, which produce eggs and have an ill effect on the child's health




2. Other children are infected by eggs ingested through food or dirty hands, or by larvae penetrating the skin

10 August 2018

## National Deworming Day

On this day, all children aged 1-19 will be administered the deworming tablet free-of-cost in all schools and Anganwadis

Your role as a teacher on  
National Deworming Day



### Before National Deworming Day

#### Checklist of necessary material

- Sufficient drugs
- Train other teachers in your school on deworming and hand over required tablets and other resources to them
- Keep the ANM's and nearest healthcare centre's contact number handy
- National Deworming Day reporting form
- Generate awareness about National Deworming Day among children, parents, and community members
- Inform children about National Deworming Day during morning assembly and in class
- Inform parents about the date of National Deworming Day to ensure maximum attendance
- Display posters and other IEC properly for maximum visibility

### On National Deworming Day

Ensure availability of following:

- Clean drinking water and glasses
- Sufficient tablets
- Spoons to administer the tablets
- Emergency phone numbers
- Attendance register
- Encourage all children who did not receive deworming tablet on National Deworming Day to attend school on mop-up day

### After National Deworming Day

- Teachers should compile all records of deworming and mop-up days in the attached reporting form and share with the headmaster
- Headmasters should compile the reported numbers from all classes into the School Reporting Form and submit it to the ANM by **22 August 2018**
- Encourage parents and children to keep their surroundings clean to prevent further worm infection




## Remember

1



**FULL**  
Albendazole 400mg (chewable tablet)

Children aged 6-19 should be administered one full tablet



- Do not administer the tablet to children who are sick or have had some other medication
- Do not forcefully administer the tablet to any child

2



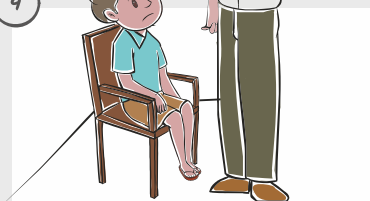
- Ask children to chew the tablet. Make sure drinking water is available.
- Albendazole tablets that are not chewed may have significantly lower effectiveness.
- Use a spoon to administer the tablet to the child yourself and do not give it to parents to be taken home.

3



Along with administering the tablet, ensure that you mark a single tick (✓) next to each dewormed child's name in the class register

4



- Do not administer the tablet to children who are sick or have had some other medication
- Do not forcefully administer the tablet to any child

5



Children who could not be dewormed on National Deworming Day must be administered the tablet on mop-up day. Also, be sure to mark double ticks (✓✓) next to each dewormed child's name in the class register

**Mop-up day is on 17 August 2018**

6



Count the number of ticks (✓) and (✓✓) on the form after deworming and mop-up day. Hand over this information along with left over tablets to your headmaster

### This tablet is safe for both children and adults

- Sometimes children will show mild symptoms of nausea, mild abdominal pain, vomiting, diarrhoea and fatigue which can be expected if they have worms. Do not panic. Follow the adverse event management protocol
- Any adverse events are temporary and generally can be managed easily at the school
- In case of an adverse event, make the child lie down in an open, shaded area and give the child water to drink

**-Albendazole is an easily chewable tablet.** Still if the child chokes on part of the tablet, make the child bend over on your lap and pat the child on the back till the tablet comes out



- Call \_\_\_\_\_ for any medical assistance

### Frequently Asked Questions:

#### 1. Why should I administer the deworming tablet to all children, even though some children do not appear sick?

- It is essential to deworm all children to reduce worm infection in the community
- Children can carry worms for a long time and not have visible symptoms. But it has long-term impact on the health, education, and overall well-being of the child. The deworming tablet helps control worm infection
- The deworming tablet is safe and effective for all children. WHO and Ministry of Health and Family Welfare, Government of India recommends this treatment on National Deworming Day. It is not possible to screen every child for worm infection, so it is better to administer this tablet to children aged 1-19 on a designated day (National Deworming Day)
- The deworming tablet helps in overall physical and cognitive development

#### 2) Can this tablet be administered on an empty stomach?

Yes, **this tablet can be administered on an empty stomach also.** Instruct children to chew the tablet properly. For children aged 1-2, administer half of a crushed tablet mixed in water

#### 3) Why have I been given the responsibility of reporting on National Deworming Day?

Timely reporting of each dewormed child is crucial because this helps to determine the success of the program. Your role is important in this process


### Important Information:

- Ensure that you receive all material in the National Deworming Day kit at the time of training:

**Tablets + This handout + IEC + Reporting Form = National Deworming Day Kit**

- After your training, share what you learnt and the training material with other teachers in your school

**Fulfil your role in this program with enthusiasm and play a part in giving children a brighter future**



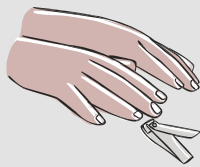
On National Deworming Day, Swati goes to school and is given the deworming tablet



Swati now feels healthy and tells her friends about the importance of deworming

## In addition to deworming, there are other practices that help to reduce worm infections

Keep your nails  
clean and short




Always drink  
clean water




Keep food  
covered



Wash fruits and  
vegetables with  
clean water



Wash your hands  
with soap, especially  
before eating  
and after using  
the toilet



Keep your  
surroundings  
clean



Wear shoes



Do not defecate  
in the open.  
Always use a toilet



Talk to your community about these preventive measures



It is your responsibility to  
keep Swati free from worms



Technical Partner  
Logo To Be Placed Here



**NATIONAL DEWORMING DAY - AUGUST 2018**  
**SCHOOL REPORTING FORMAT**

**SUBMISSION COPY**

\* Please fill in all the details below and do not leave any box unfilled.

\*\* Please add number of children below class 1 (if any) in the category of "class 1-5"

<b>State Name:</b>		<b>District Name:</b>	
<b>Block Name:</b>	<b>Sub-center Name:</b>	<b>Village Name:</b>	
<b>Name of the School:</b>	<b>School</b>	<b>DISE Code:</b>	
<b>Type of school</b> Tick (✓) on the relevant box	Govt./Govt. aided school ( )	Private schools ( )	
Did someone from the school attend the official National Deworming Day (NDD) training?		Yes / No	
<b>Albendazole Drug Coverage Details</b>			
Total No. of children enrolled in the school		<b>Boys</b>	<b>Total</b>
No. of <b>enrolled</b> children (class 1 - 5 ) who were administered Albendazole on NDD and Mop-up day (MUD)			<b>(1)</b>
No. of <b>enrolled</b> children (class 6 - 12) who were administered Albendazole on NDD and MUD			<b>(2)</b>
<b>GRAND TOTAL of number of children who were administered Albendazole ( B = 1+ 2)</b>			
Number of <b>severe adverse events</b> reported from the School (submit adverse event reporting format as applicable)			
<b>Stock Details</b>			
Total No. of Albendazole tablets given to the school			
Total No. of Albendazole tablets left with school			
<b>Name of the Signatory (Headmaster)</b>			
<b>Signature (Headmaster)</b>			
<b>Date of submission of form</b>			
<b>Contact number of Headmaster</b>			
You may call up the State/District/Block Office (Name : _____ / Phone: _____ ) for any assistance required			

**THE HEADMASTER SHOULD FILL AND SUBMIT THIS FORM TO ANM BY AUGUST 22, 2018**

ANM will submit the School Reporting Form to the Block by **August 29, 2018**

**NATIONAL DEWORMING DAY - AUGUST 2018**  
**SCHOOL REPORTING FORMAT**

**SCHOOL COPY**

\* Please fill in all the details below and do not leave any box unfilled.

\*\* Please add number of children below class 1 (if any) in the category of "class 1-5"

<b>State Name:</b>		<b>District Name:</b>	
<b>Block Name:</b>	<b>Sub-center Name:</b>	<b>Village Name:</b>	
<b>Name of the School:</b>	<b>School</b>	<b>DISE Code:</b>	
<b>Type of school</b> Tick (✓) on the relevant box	Govt./Govt. aided school ( )	Private schools ( )	
Did someone from the school attend the official National Deworming Day (NDD) training?		Yes / No	
<b>Albendazole Drug Coverage Details</b>			
Total No. of children enrolled in the school		<b>Boys</b>	<b>Total</b>
No. of <b>enrolled</b> children (class 1 - 5 ) who were administered Albendazole on NDD and Mop-up day (MUD)			<b>(1)</b>
No. of <b>enrolled</b> children (class 6 - 12) who were administered Albendazole on NDD and MUD			<b>(2)</b>
<b>GRAND TOTAL of number of children who were administered Albendazole ( B = 1+ 2)</b>			
Number of <b>severe adverse events</b> reported from the School (submit adverse event reporting format as applicable)			
<b>Stock Details</b>			
Total No. of Albendazole tablets given to the school			
Total No. of Albendazole tablets left with school			
<b>Name of the Signatory (Headmaster)</b>			
<b>Signature (Headmaster)</b>			
<b>Date of submission of form</b>			
<b>Contact number of Headmaster</b>			
You may call up the State/District/Block Office (Name : _____ / Phone: _____ ) for any assistance required			

Note: The headmaster will fill and keep this copy of the reporting form at the school for record and verification purposes



#### Remember:

National Deworming Day: **10 August 2018**

Mop-up Day: **17 August 2018**

Date of submission of school reporting form: **22 August 2018**

#### Note:

- 1) On the other side of this page, is the National Deworming Day reporting form
- 2) Separate the reporting form from the handout by the perforation
- 3) The headmaster should ensure compilation of the correct data into the reporting form and submit it as per the schedule to the ANM

#### Reporting Guidelines for School

##### Recording:

- On National Deworming Day, along with administering the tablet, school teacher will mark a single tick (✓) next to each dewormed child's name in the class register
- On Mop-up Day, along with administering the tablet, school teacher will mark a double tick (✓✓) next to each dewormed child's name in the class register

##### Reporting:

- Every teacher will count the number of ticks from the class register after National Deworming Day and Mop-up Day separately and report this number to the headmaster
- The headmaster should ensure that the reported data must match with the actual record before filling the form. For this, designate teachers to ensure correct counting of the children dewormed on National Deworming Day and Mop-up Day
- The headmaster will compile the reported data from all classes into the School Reporting Form and submit to the ANM as per schedule, along with the leftover tablets
- Keep one copy of the school reporting form at your school for records and verification purposes



#### Remember:

National Deworming Day: **10 August 2018**

Mop-up Day: **17 August 2018**

Date of submission of school reporting form: **22 August 2018**

#### Note:

- 1) On the other side of this page, is the National Deworming Day reporting form
- 2) Separate the reporting form from the handout by the perforation
- 3) The headmaster should ensure compilation of the correct data into the reporting form and submit it as per the schedule to the ANM

#### Reporting Guidelines for School

##### Recording:

- On National Deworming Day, along with administering the tablet, school teacher will mark a single tick (✓) next to each dewormed child's name in the class register
- On Mop-up Day, along with administering the tablet, school teacher will mark a double tick (✓✓) next to each dewormed child's name in the class register

##### Reporting:

- Every teacher will count the number of ticks from the class register after National Deworming Day and Mop-up Day separately and report this number to the headmaster
- The headmaster should ensure that the reported data must match with the actual record before filling the form. For this, designate teachers to ensure correct counting of the children dewormed on National Deworming Day and Mop-up Day
- The headmaster will compile the reported data from all classes into the School Reporting Form and submit to the ANM as per schedule, along with the leftover tablets
- Keep one copy of the school reporting form at your school for records and verification purposes