



सत्यमेव जयते

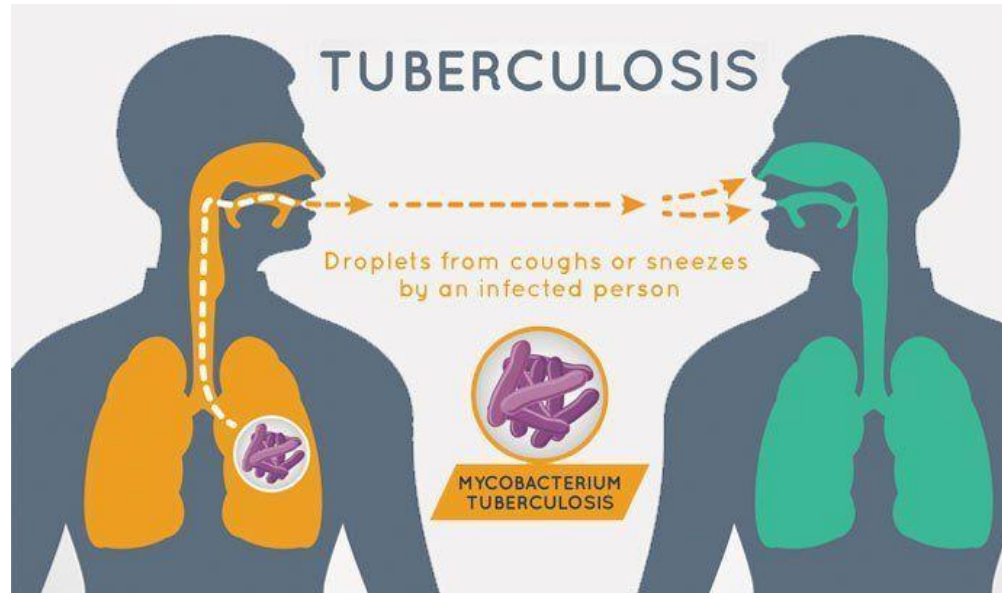
Ministry of Health & Family Welfare
Government of India

NATIONAL TB ELIMINATION PROGRAMME

*Central TB Division
Ministry of Health & Family Welfare*



TB DISEASE



SIGN AND SYMPTOMS OF TUBERCULOSIS



- ✓ Untreated TB case can transmit disease to at least 10 to 15 people in a year
- ✓ Contacts of an active case are at 10 to 60 times higher risk of developing the disease

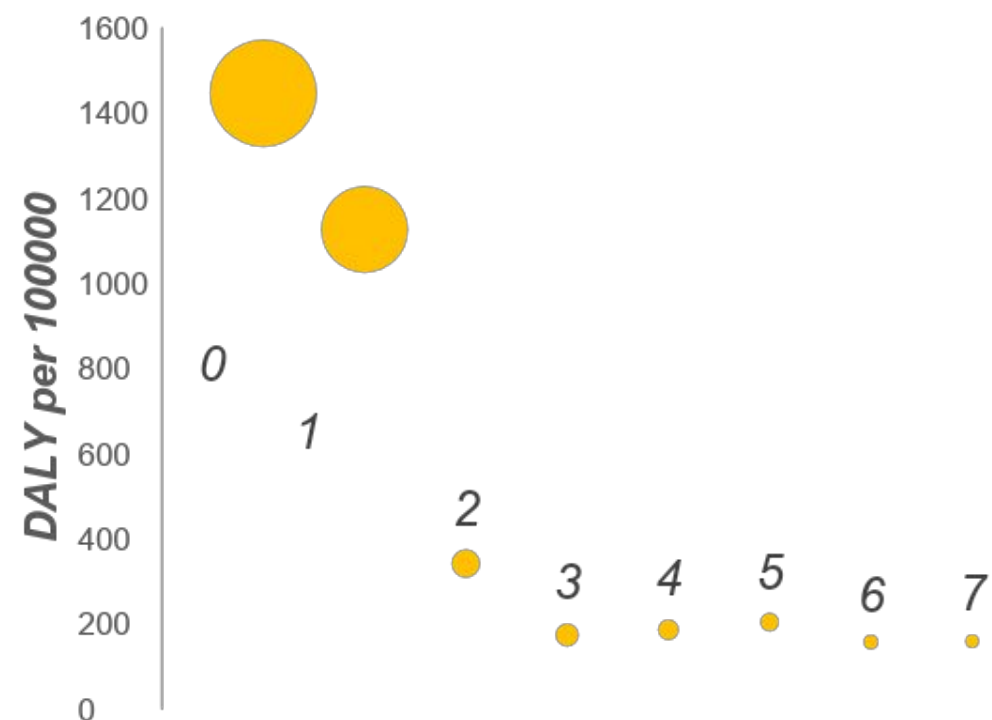
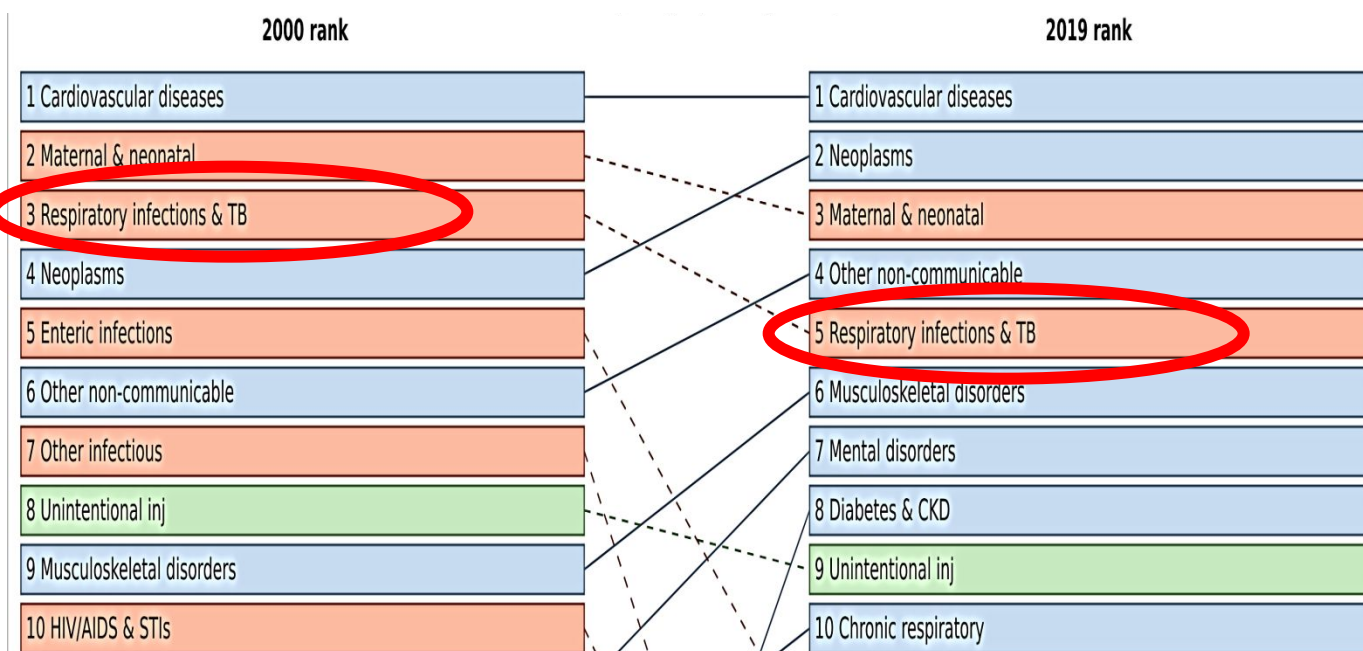
TUBERCULOSIS
APPROPRIATE
BEHAVIOUR

TB BURDEN – COMPARISON WITH OTHER DISEASES

Tuberculosis is (India)-

- Leading cause of death among communicable diseases
- 5th leading cause of death among all diseases

Estimated Case Fatality Rate for TB is 17% (2019)



Deaths attributed to disease

Source: IHME, Global disease burden (2019)

TB DISEASE BURDEN IN INDIA

- Estimated incidence rate of TB □ **193 cases / lakh population**
- Estimated TB cases in 2019 in India □ **26.4 lakh**
- Reported TB cases □ **24 lakh (2019)** □ **18 lakh (2020)** □ **12.8 lakhs (So far-Aug'21)**

2%

HIV-Positive

2.5%

Drug
Resistant

65%

15-45 years
(Age)

**Men
62%**

**Women
38%**

**Children
6%**



33%

Urban

58%

Rural

9%

Tribal

EVOLUTION OF NTEP

2021
TB Mukt Bharat Abhiyaan

2017 – 25
NSP (2017 – 25) – patient centric care for
TB elimination

2005 – 11
Second phase of RNTCP – Pan India coverage
and improved quality and scale up of services

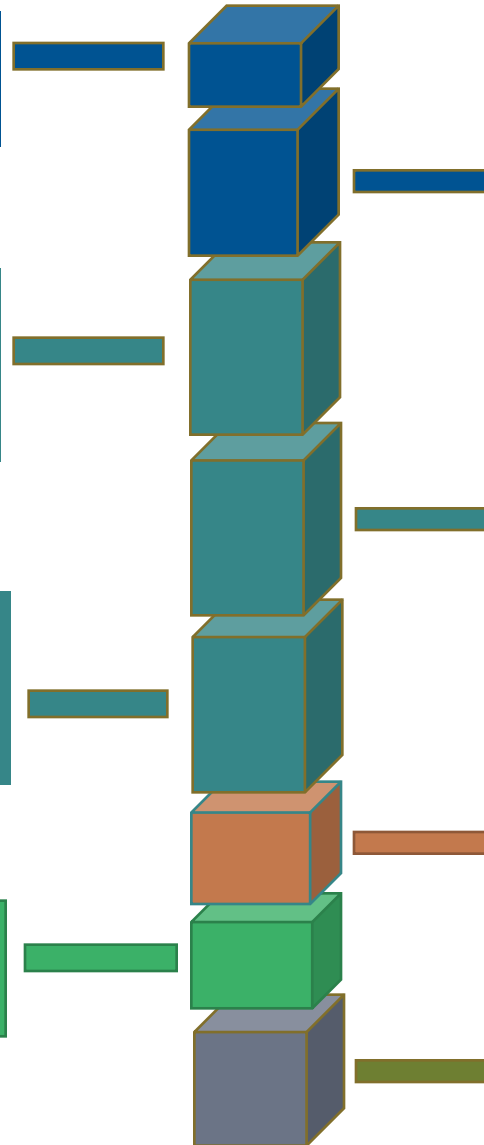
1993
WHO declares TB as a global

2020
In January 2020, Govt revised RNTCP to National
TB Elimination Program (NTEP)

2012 -17
National Strategic Plan (2012 -17) - mandatory
notification of TB, rapid molecular testing, active
case finding and integration of the program with
National Health Mission

1997
Govt revised NTP to RNTCP – introduction of
DOTS (Directly Observed Treatment Short
course)

1962
Govt. of India launched the National TB Program
and set up District TB Centres



INDIA'S COMMITMENT FOR END TB

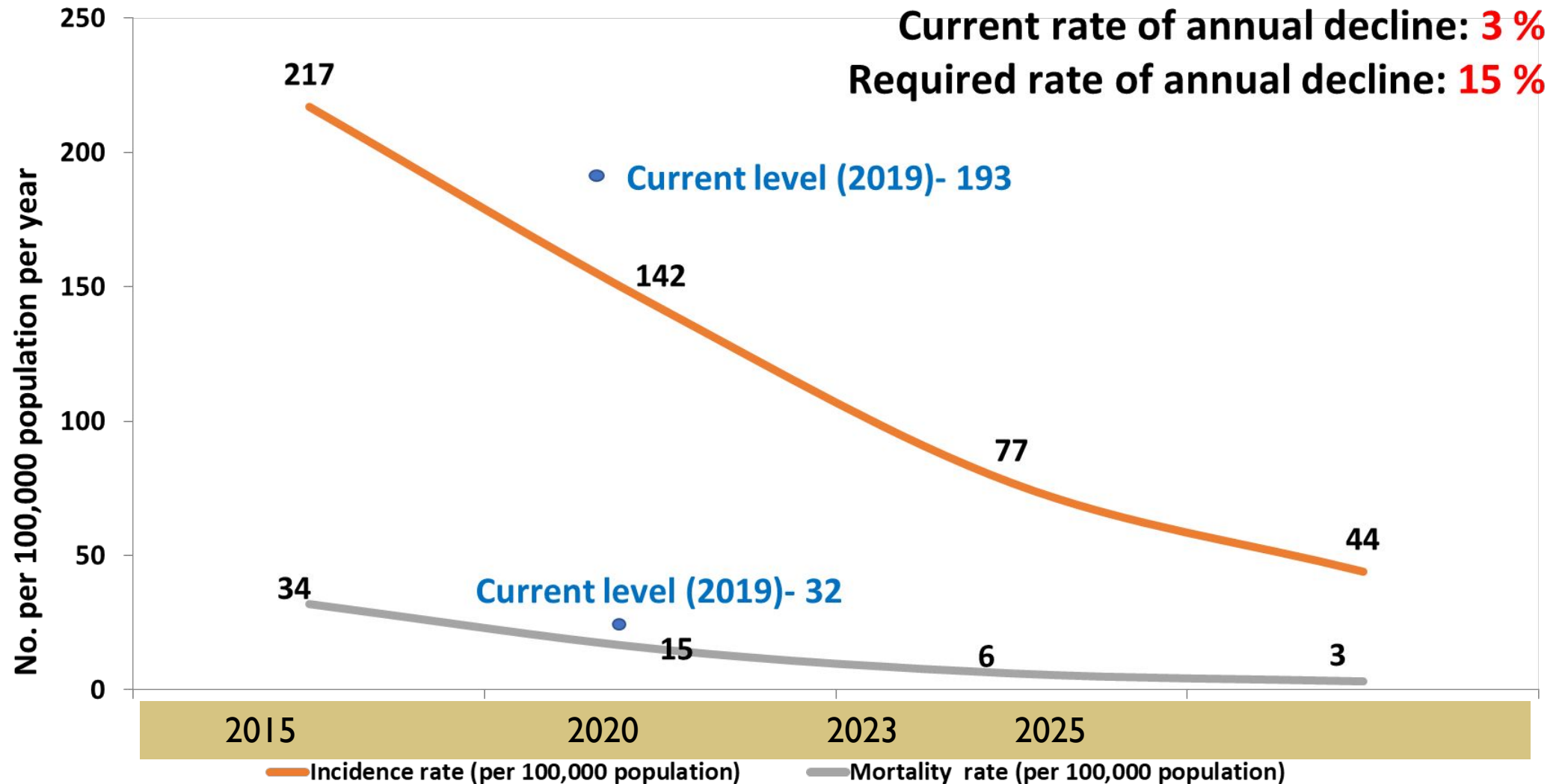
India's
commitment



States'
commitment

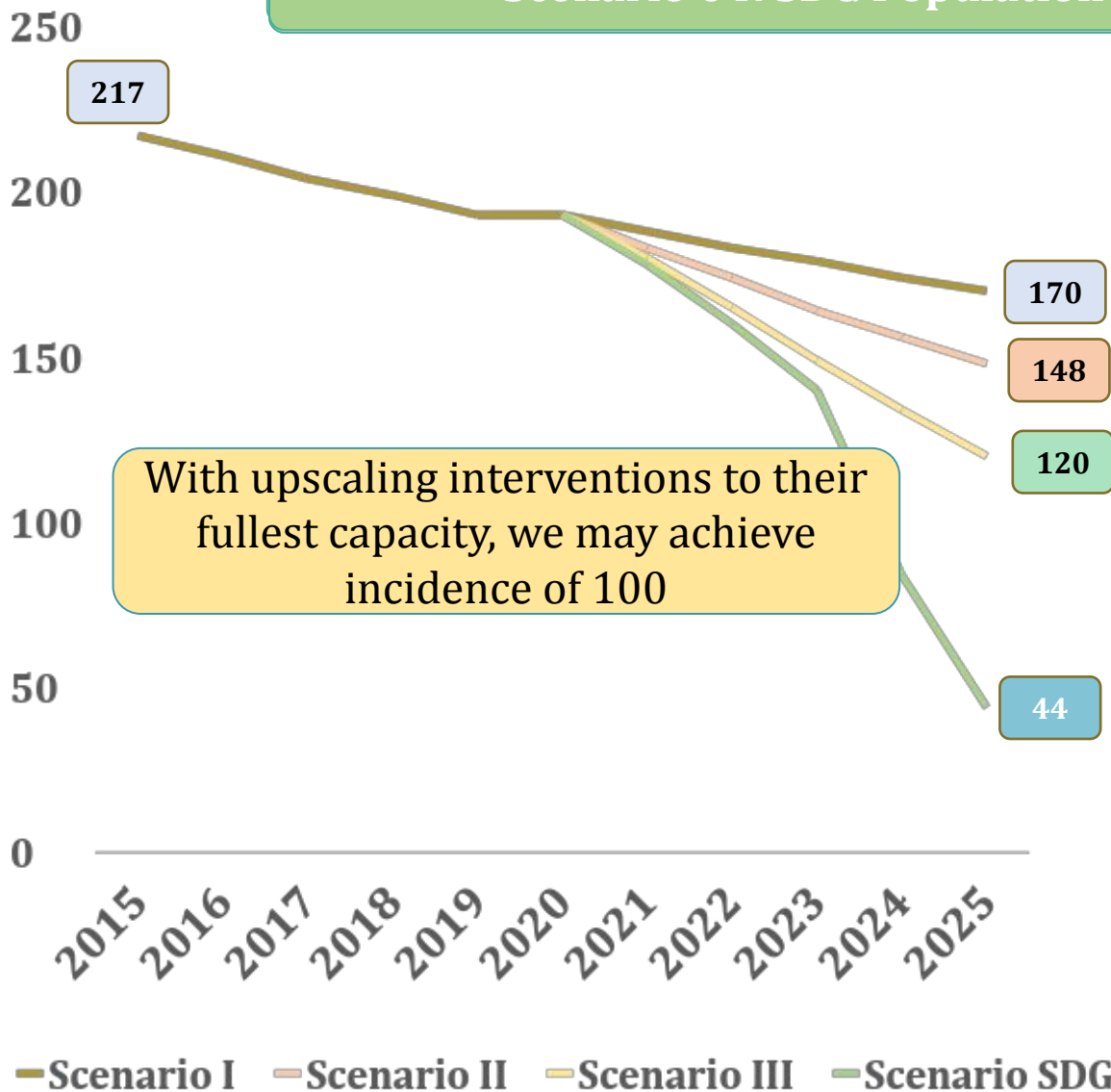


END TB TARGETS – TB INCIDENCE AND MORTALITY



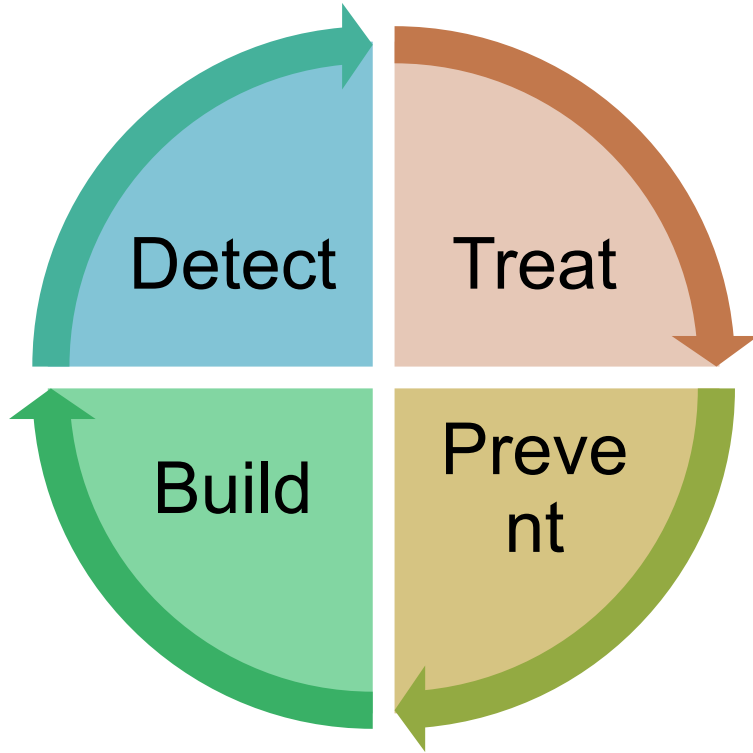
ROAD TO REALIZE TB FREE VISION

Scenario 04: SDG Population prevention and infection control



Scenario	01	02	03	04
Presumptive TB Examination rate / lakh population/year	600	1200	1800	2400
Notification / Estimates	85%	100%	100%	100%
LTBI (% coverage of targeted population)	15%	48%	70%	90%
PPSA (districts with interface agencies for private sector engagement)	150	350	400	600
Introduction of vaccines and non-health interventions like undernutrition, poverty, living conditions, etc	-	+	+	++++

NATIONAL STRATEGIC PLAN (2017-2025)



Find all TB cases with an emphasis on reaching every TB patient in the private sector

Treat all TB cases with high quality anti TB drugs

Prevent the emergence of TB in susceptible populations and stop catastrophic expenditure due to TB by all

Build & strengthen supportive systems including enabling policies, empowered institutions & human resources

DETECT

Decentralize TB screening to AB-HWC levels

Scale up Molecular Diagnostics to the Peripheral Levels

Early Detection of DRTB- Universal DST

Vulnerability Mapping & Active case finding

Private Sector Engagement

Technology

2014 2021

Microscopy



13,657 21,717

Rapid Molecular Test



119 3164

Culture lab
(for drug resistance test)



50 87



Active case finding through mobile medical van

Patient Provider Support Agency

2018 : 48 large cities (JEET)

2019 – 156 (domestic) + 95 (JEET)

2020 – 266 (domestic) + 109 (JEET)


TREAT

Daily regimen
–Fixed Dose
Combination

Sustain Treatment
Success Rate of >
90%

Injection free
treatment regimens

Scale up of Newer
drugs/regimens



>4 lakh ASHA & Community
Volunteer as DOT provider

ICT based adherence

- 800 treatment centre for DR-TB
- Bedaquiline & Delamanid



PREVENT

Sustaining COVID appropriate behavior



Contact Tracing & TB Preventive Treatment



Contact tracing and screening of all household contact and TB Preventive Treatment

Airborne Infection Control in community & Health Facilities


1.64 lakh

11 lakh

- People living with HIV/AIDS given TPT

Expansion of policy in household contacts for all age group

Community Mobilization & People's Movement



BUILD

IEC

Capacity Building

Human Resources
Development

Multisectoral
Collaboration

Digital Interventions

Surveillance

Procurement & Supply
Chain Management



National
Training on
Tuberculosis
at NIRT

TB Arogya Saathi App



Case based web-based
surveillance for TB

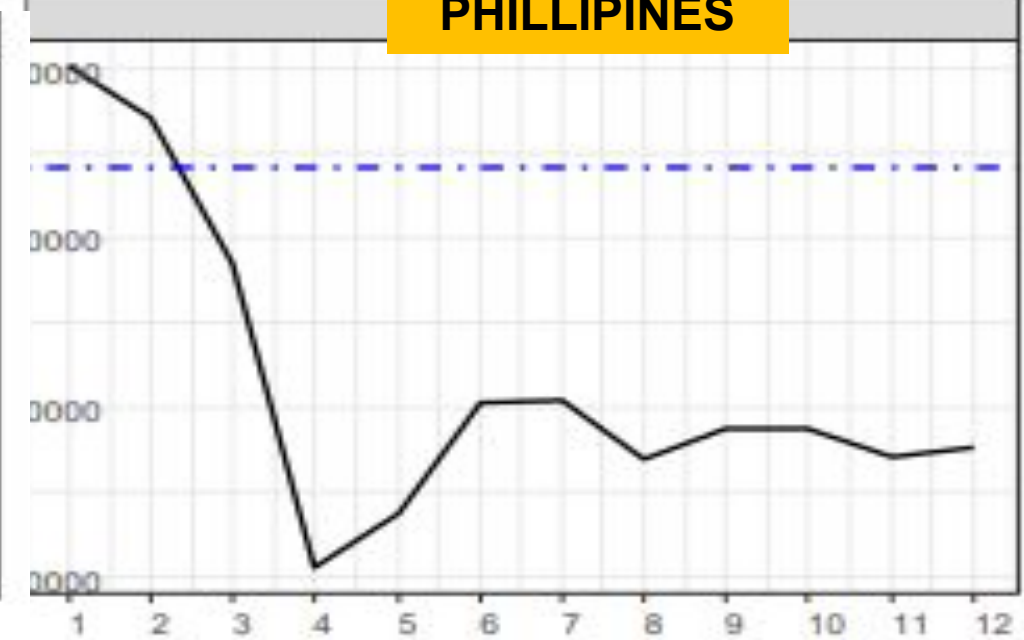
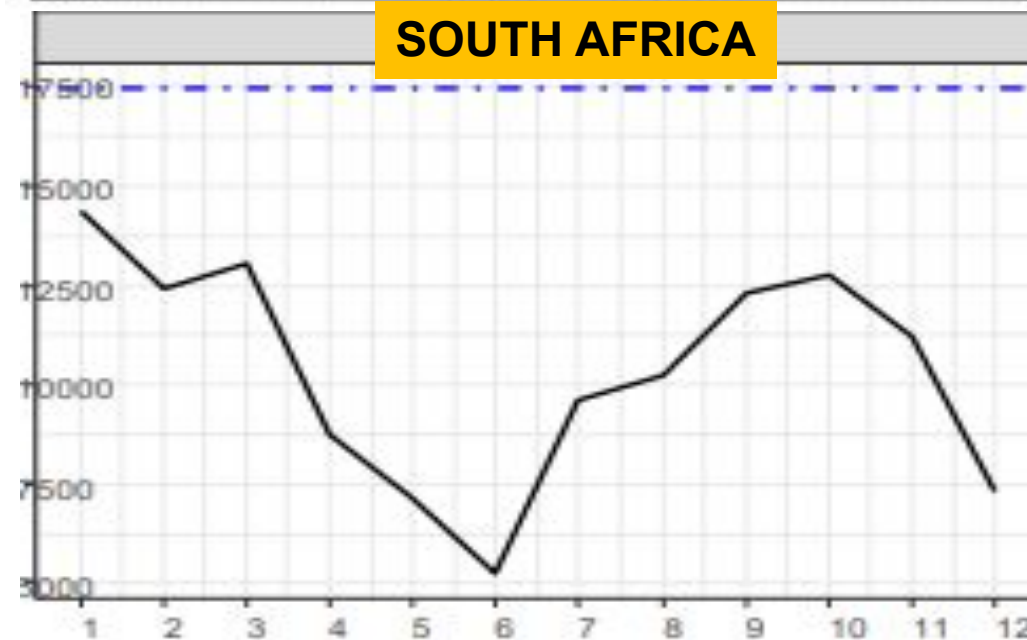
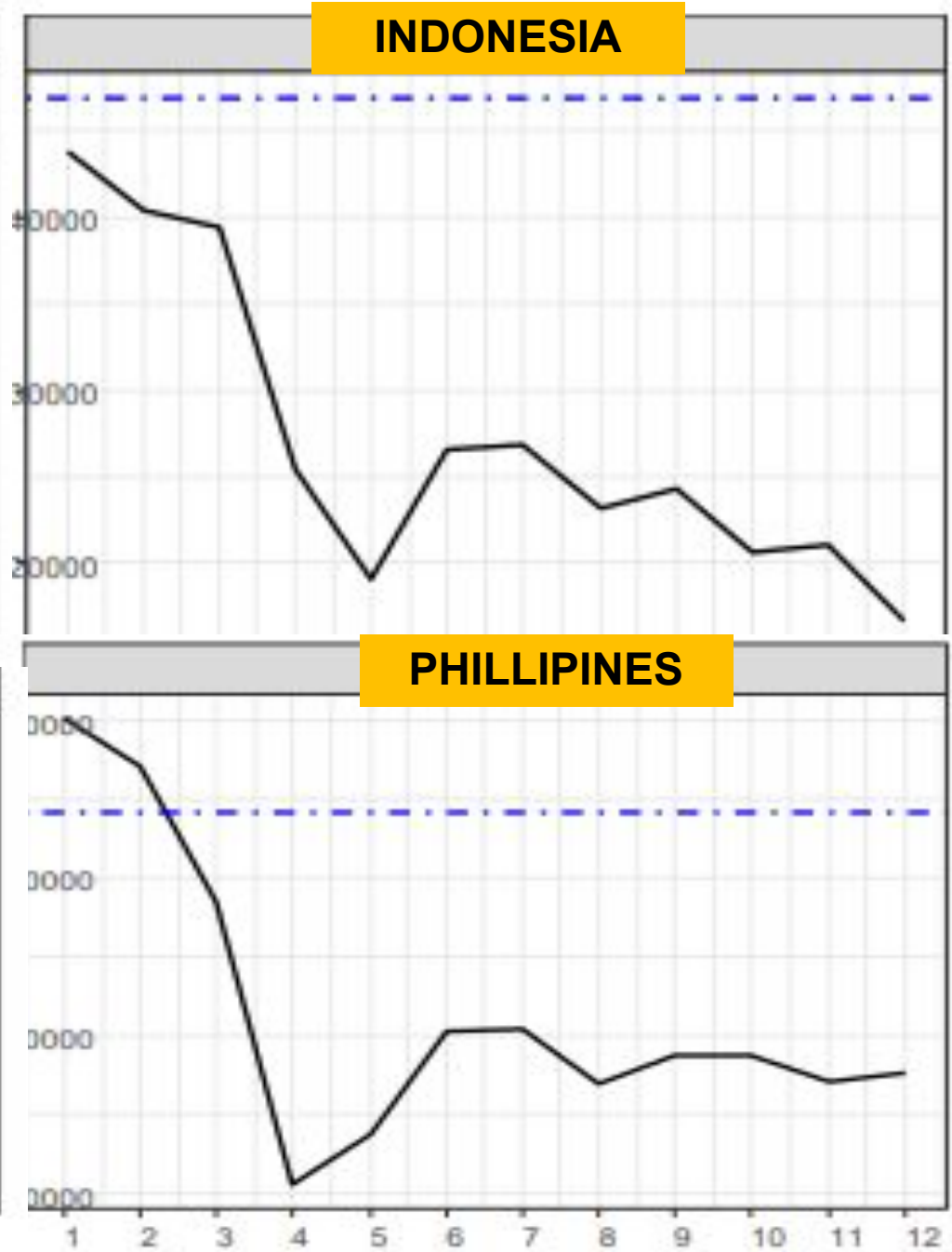
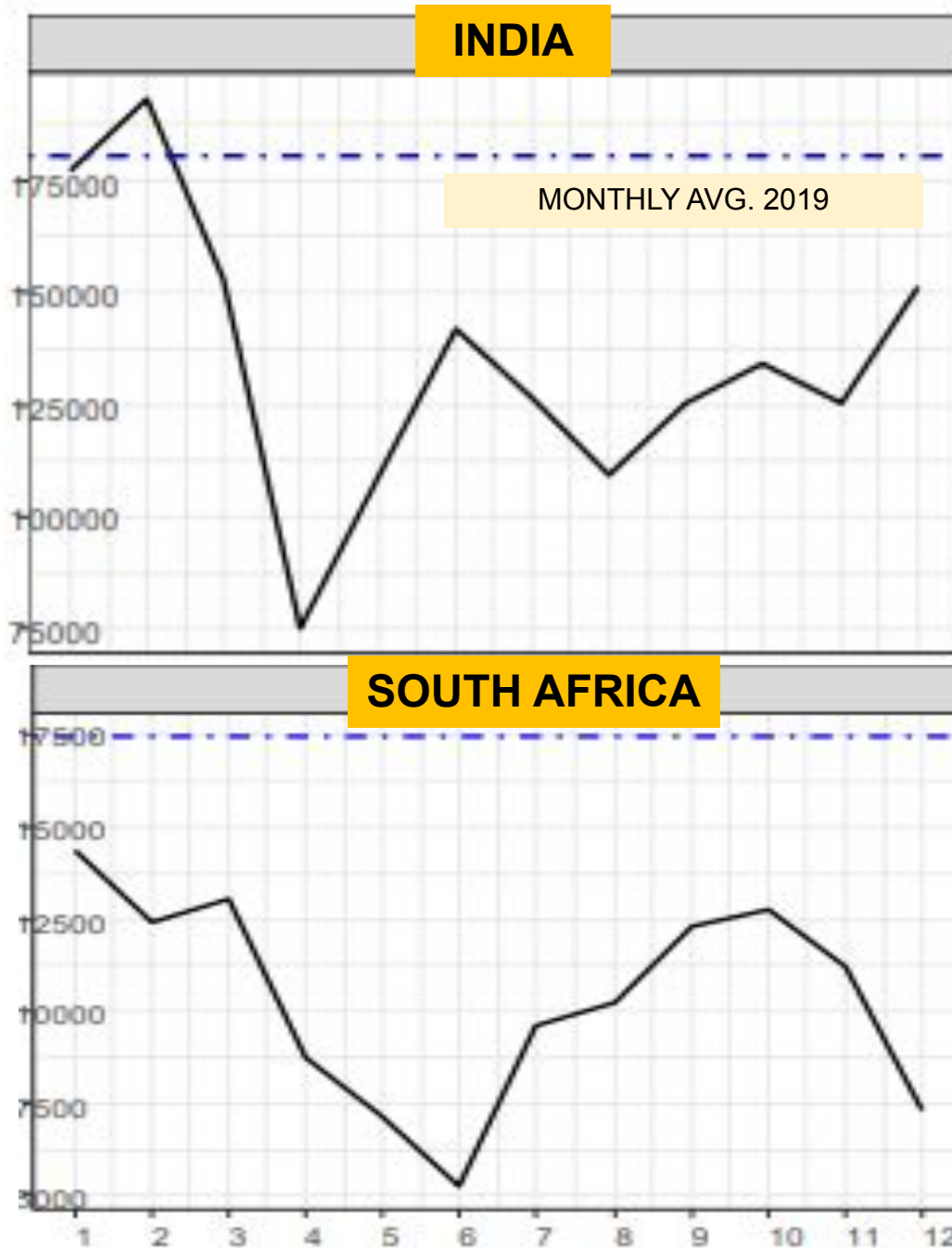


Nikshay Poshan Yojana:
DBT of > Rs.1200 Cr

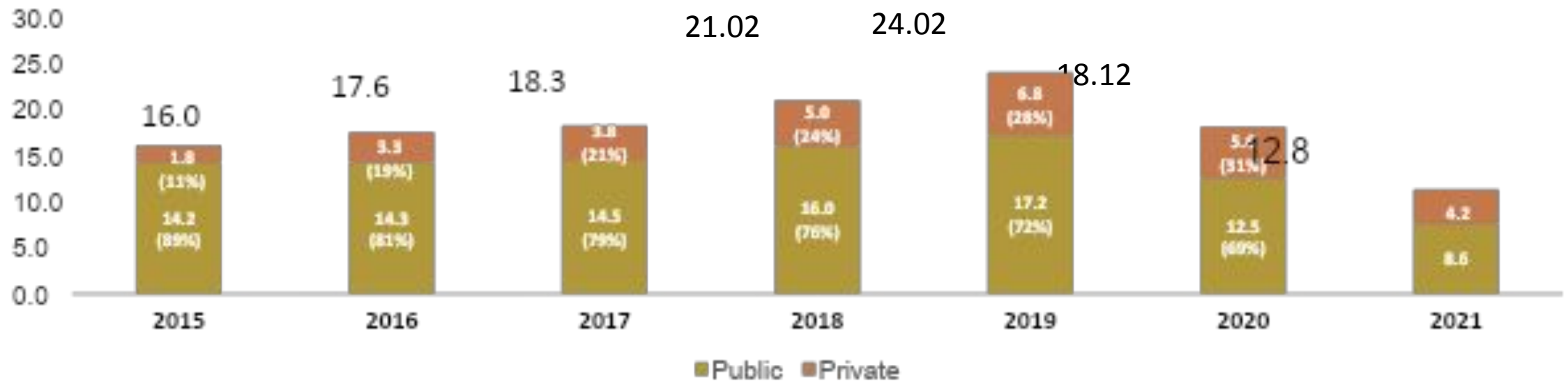


Engaging line ministries

**Impact of
COVID 19
on TB
notification
&
recovery
status
(2020)
4 High
Burden
Countries**



TB Notification Progress



PROGRAMME
PERFORMANCE-N
TEP 2020

HIV Status Known: 92%

UDST: 67%

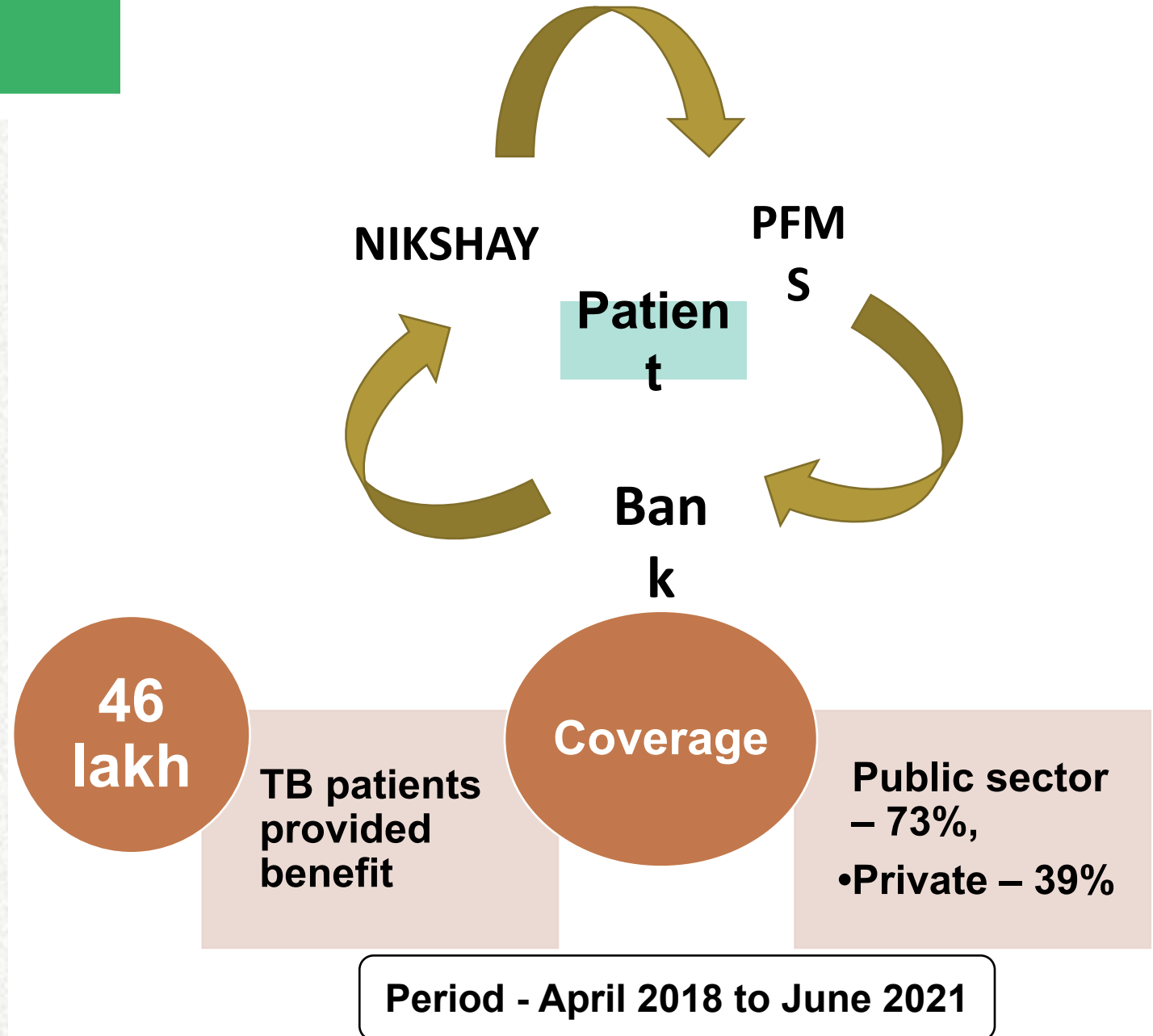
MDR TB Treatment Initiation: 86%

IPT among children: 34%

TPT among PLHIV: 47%

NIKSHAY Poshan

- **Rs. 500/- per month** given to every TB patient **through DBT** for duration of treatment
- Scheme rolled out from **April 2018**
- **Rs. 1204 Cr** of amount disbursed to beneficiaries

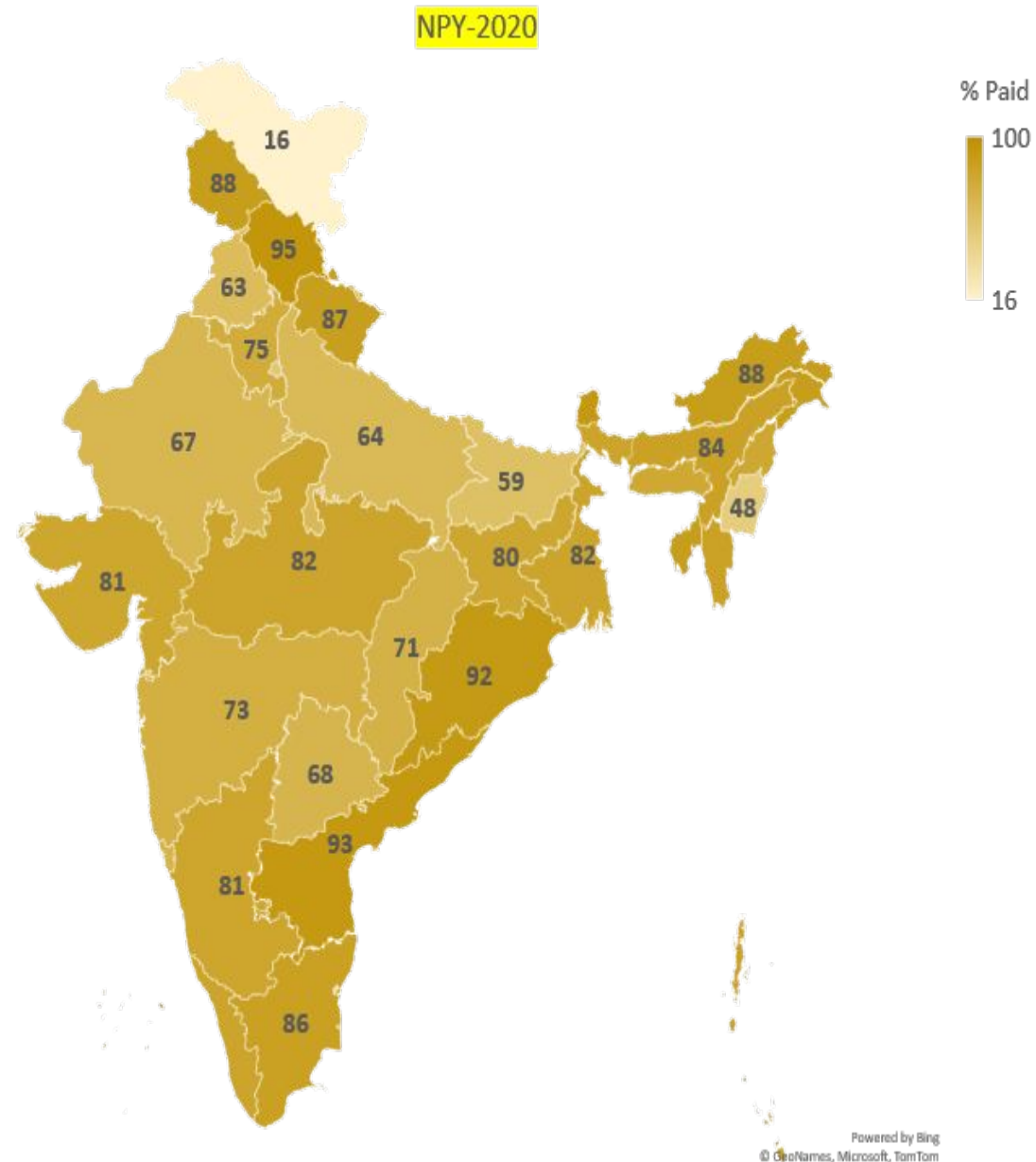


NIKSHAY POSHAN YOJANA (NPY)

Proportion of TB patients paid out of those eligible

Year	Total (Pub + Pvt) (%)	Public (%)	Private (%)
2018	61	70	22
2019	67	78	38
2020	73	80	55
2021 (Jan-Mar)	75	82	54

Year	Current Patients	Bank details available	Bank details validated	Paid at least once
2020 (In lakhs)	18.13	14.60 (81%)	13.67 (75%)	13.22 (73%)
2019 (In lakhs)	24.00	22.95 (96%)	17.56 (73%)	16.08 (67%)



Mechanisms for Monitoring and Evaluation

Internal

- Quarterly Review meeting at National, State and District levels
- Central & State Internal Evaluations
- External and Internal Quality assessment of labs by IRLs and NRLs
- Annual Common Review Mission as part of NHM
- Sub National TB free certification

External

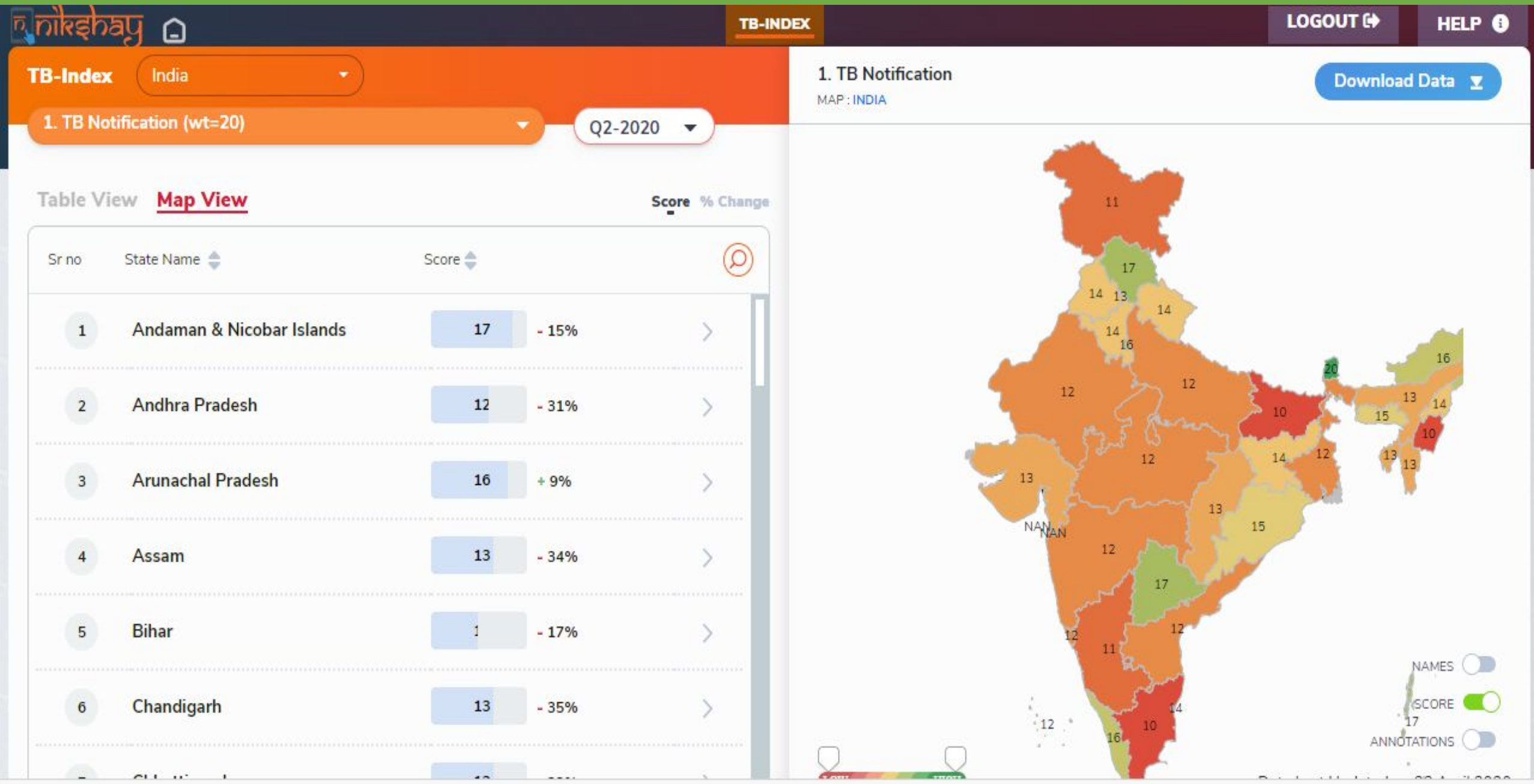
- State Health Index report by NITI Aayog (Annual)
- World Bank review mission (6 monthly)
- Joint monitoring mission by WHO (once in 3 years)

Proposed Activity

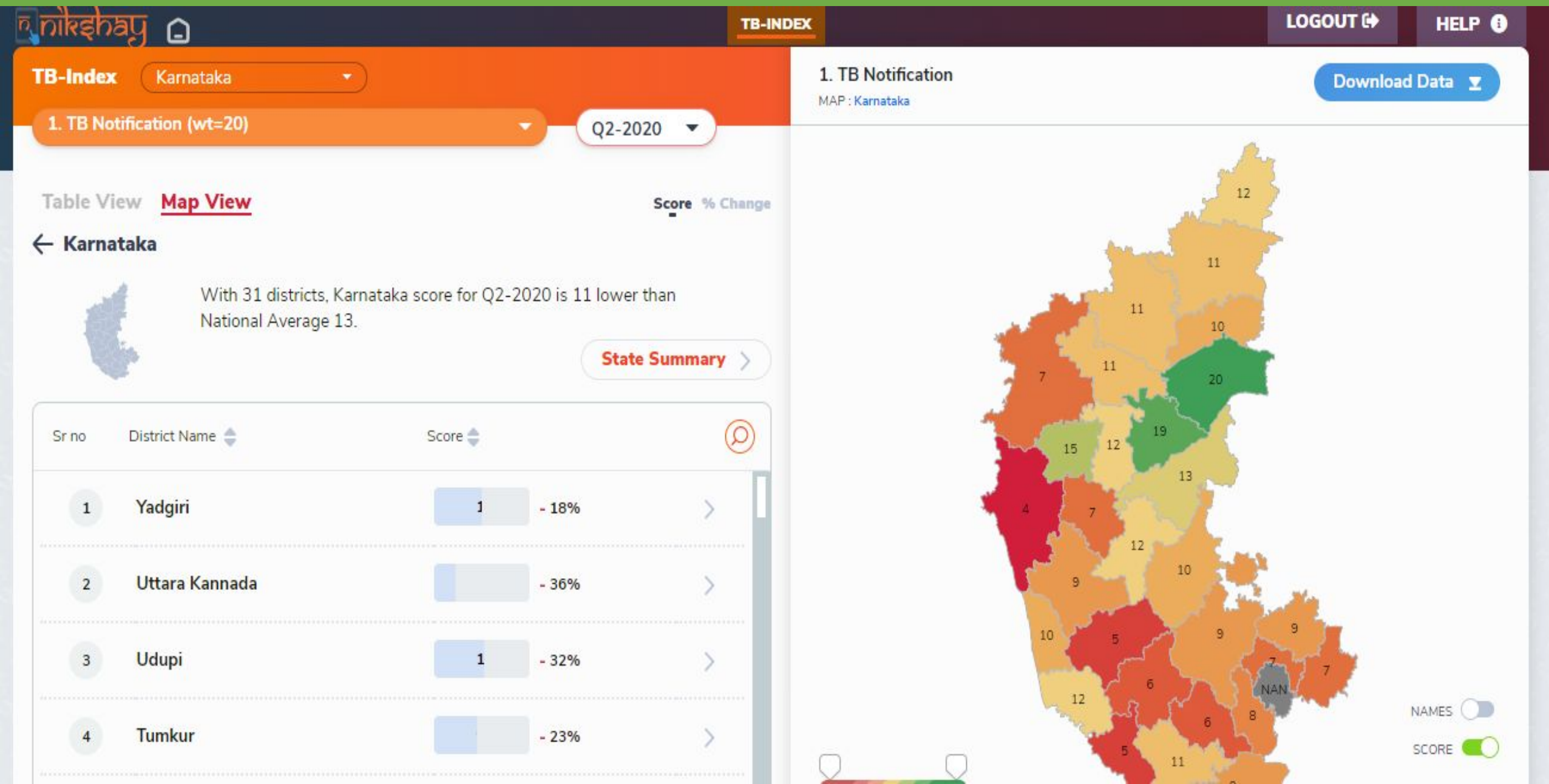
Joint supportive supervision by deputing central teams

State wise review by HFM

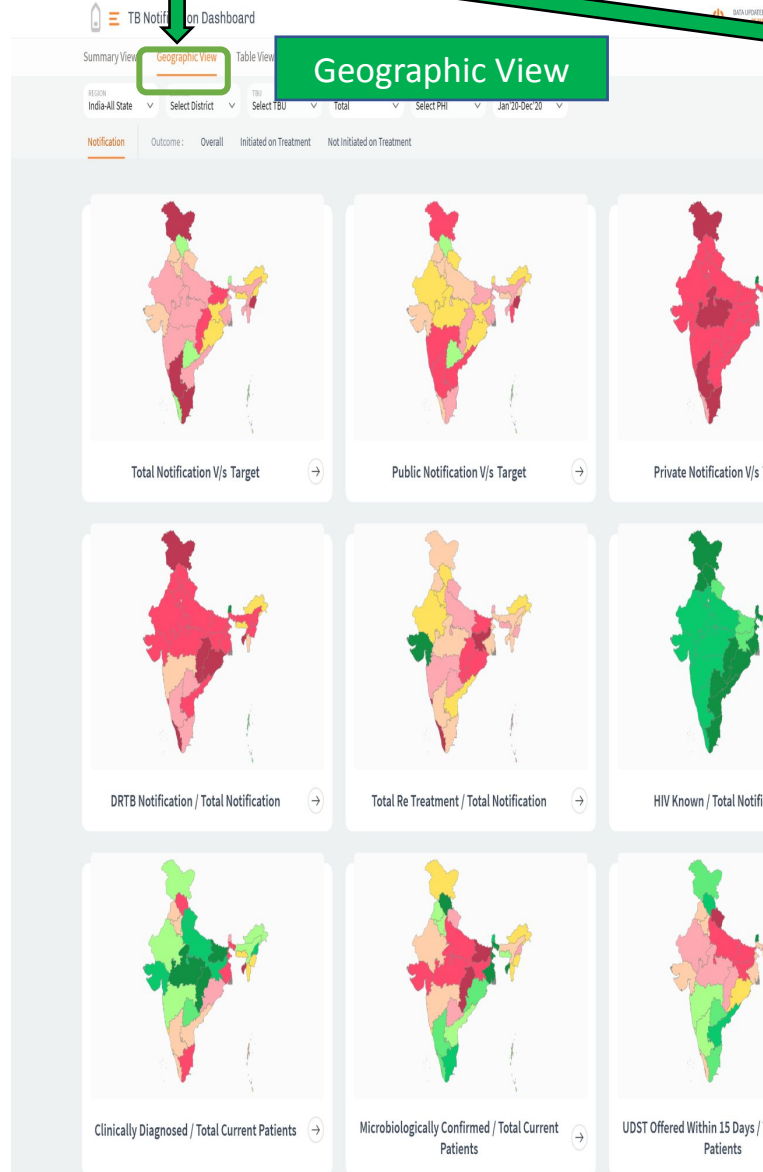
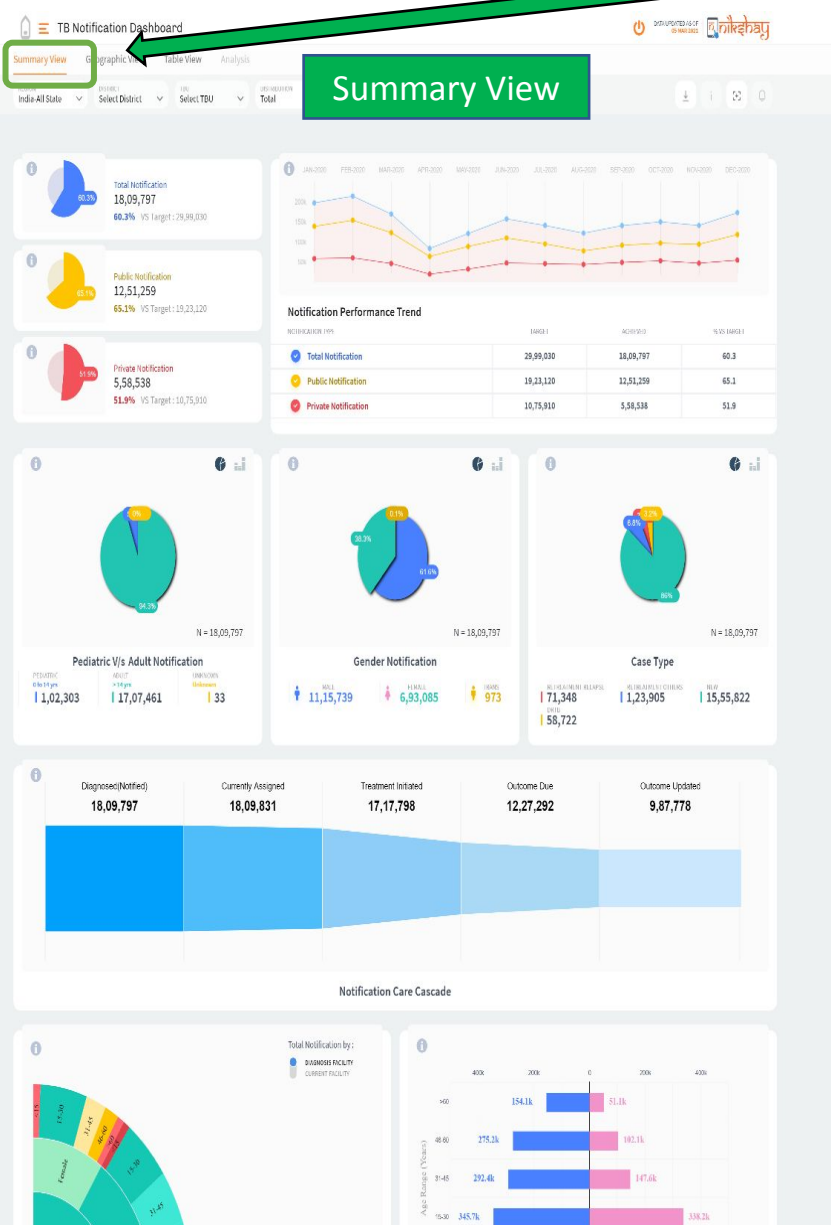
TB Score dashboard – State level



TB Score dashboard –District level



TB Notification Dashboard – Option to view 3 views



TB Notification Dashboard

Summary View

Geographic View

Table View

REGION

India All State

DISTRICT

Select District

TBU

Select TBU

DISTRIBUTION

Total

PHI

Select PHI

NOTICE CHART PERIOD

Jan'20-Dec'20

Notification

Outcome: Overall

Initiated on Treatment

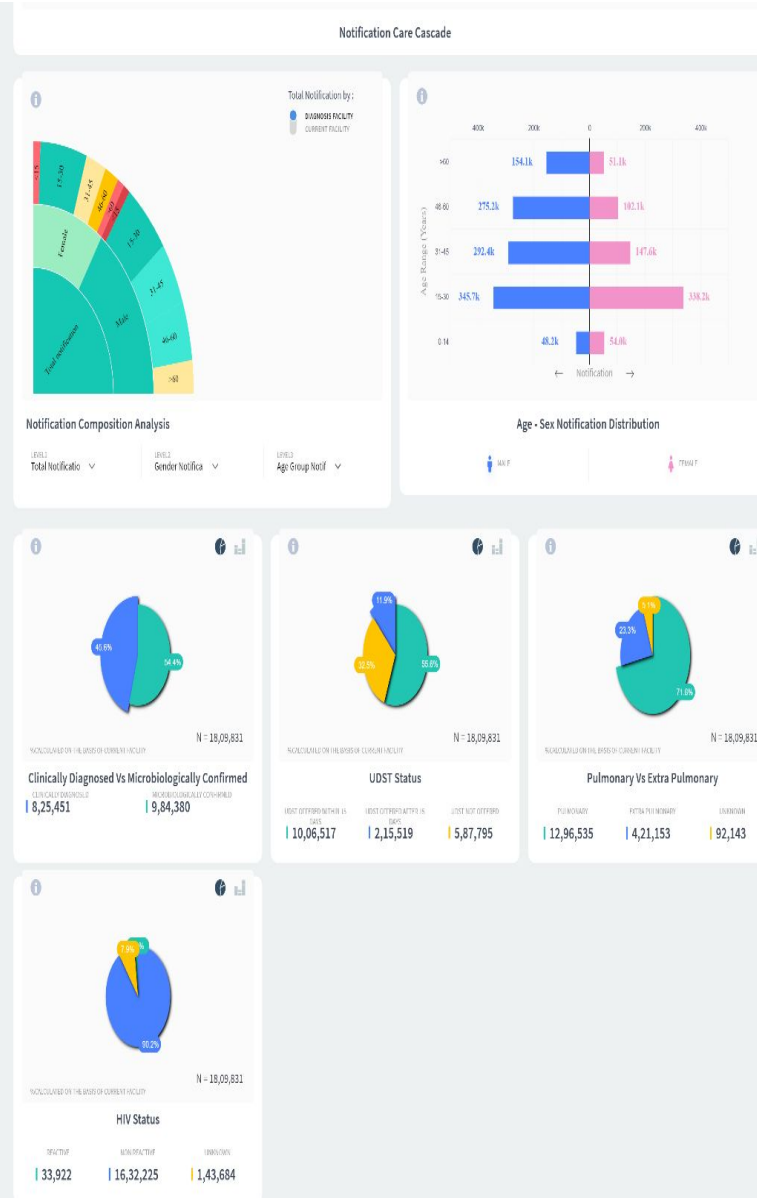
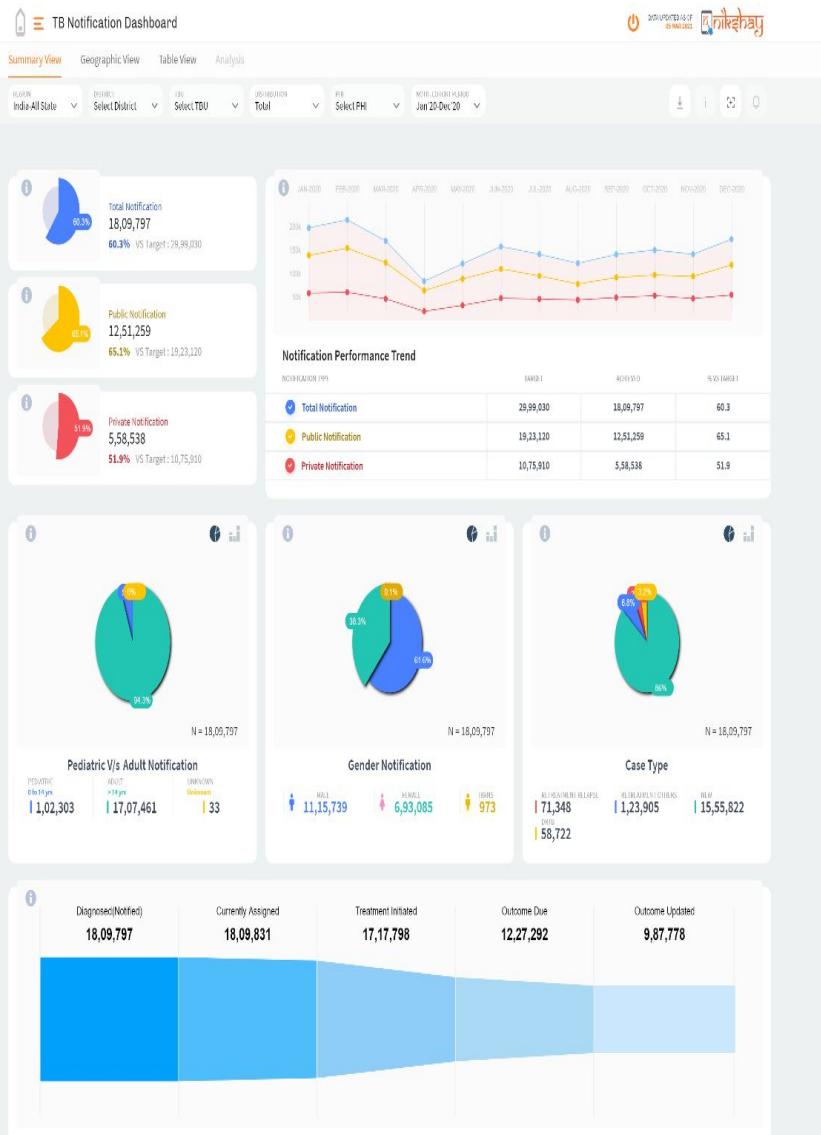
Not Initiated on Treatment

Download Data

Customize Table

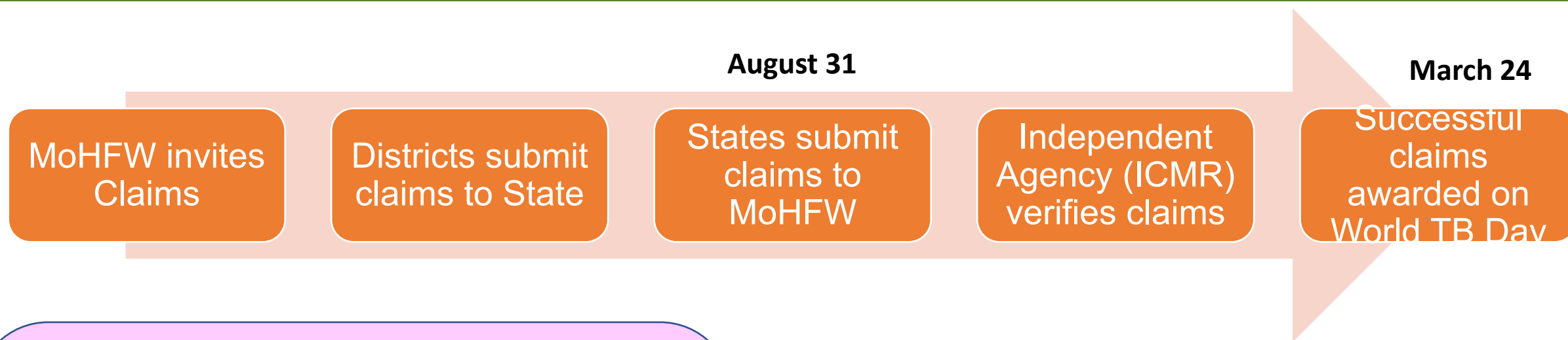
States	TB-Patient Notification			Age Group				Gender Notification			Type of Case			
	PRIVATE (ACTUAL)	PUBLIC (ACTUAL)	TOTAL (ACTUAL)	PEDIATRIC (ACTUAL)	15-30 (ACTUAL)	31-45 (ACTUAL)	46-60 (ACTUAL)	ABOVE 60 (ACTUAL)	MALE (ACTUAL)	FEMALE (ACTUAL)	TRANS (ACTUAL)	NEW (ACTUAL)	RETREATMENT RELAPSE (ACTUAL)	DOTS (ACTUAL)
Andaman & Nicobar Islands	0	479	479	18	167	138	115	41	282	187	0	391	19	46
Andhra Pradesh	17,211	46,918	64,129	2,229	15,558	17,393	19,045	9,603	42,024	22,073	32	54,658	2,622	1,355
Arunachal Pradesh	1	2,515	2,516	162	1,407	433	265	119	1,318	1,204	4	2,041	99	171
Assam	6,166	29,239	35,405	1,140	13,013	10,014	7,584	3,338	23,769	11,615	21	30,546	1,066	1,088
Bihar	47,516	51,920	99,436	8,647	40,347	20,801	16,992	12,048	32,746	36,615	75	88,815	2,288	2,583
Chandigarh	538	3,769	4,307	388	1,981	919	675	344	2,362	1,939	6	3,735	121	95
Chhattisgarh	8,377	20,960	29,337	1,298	9,697	7,937	6,767	3,637	18,687	10,623	17	26,685	750	403
Dadra And Nagar Haveli And Daman And Diu	82	883	965	61	481	251	121	51	614	351	0	797	36	38

Monitoring Indicators National, State & District



- Trend in Notification
 - Public
 - Private
- Treatment care cascade
- Age Sex Pyramid
- Patient Type
- HIV status
- UDST status
- Treatment Outcome

Sub National TB Free Certification



Verification

- Community survey to find out incidence & under-reporting
- Interviews & FGDs with private doctors & chemists to verify drug sale
- Review of records & patient interviews to verify TB score

<i>Awards</i>	Bronze	Silver	Gold	TB Free
Criteria <i>(Incidence decline)</i>	□ 20 %	□ 40 %	□ 60 %	□ 80 %
State Awards (Rs In lakhs)	25	50	75	100
District Awards (Rs In lakhs)	2	3	5	10

SUB NATIONAL CERTIFICATION-2020 AWARDS

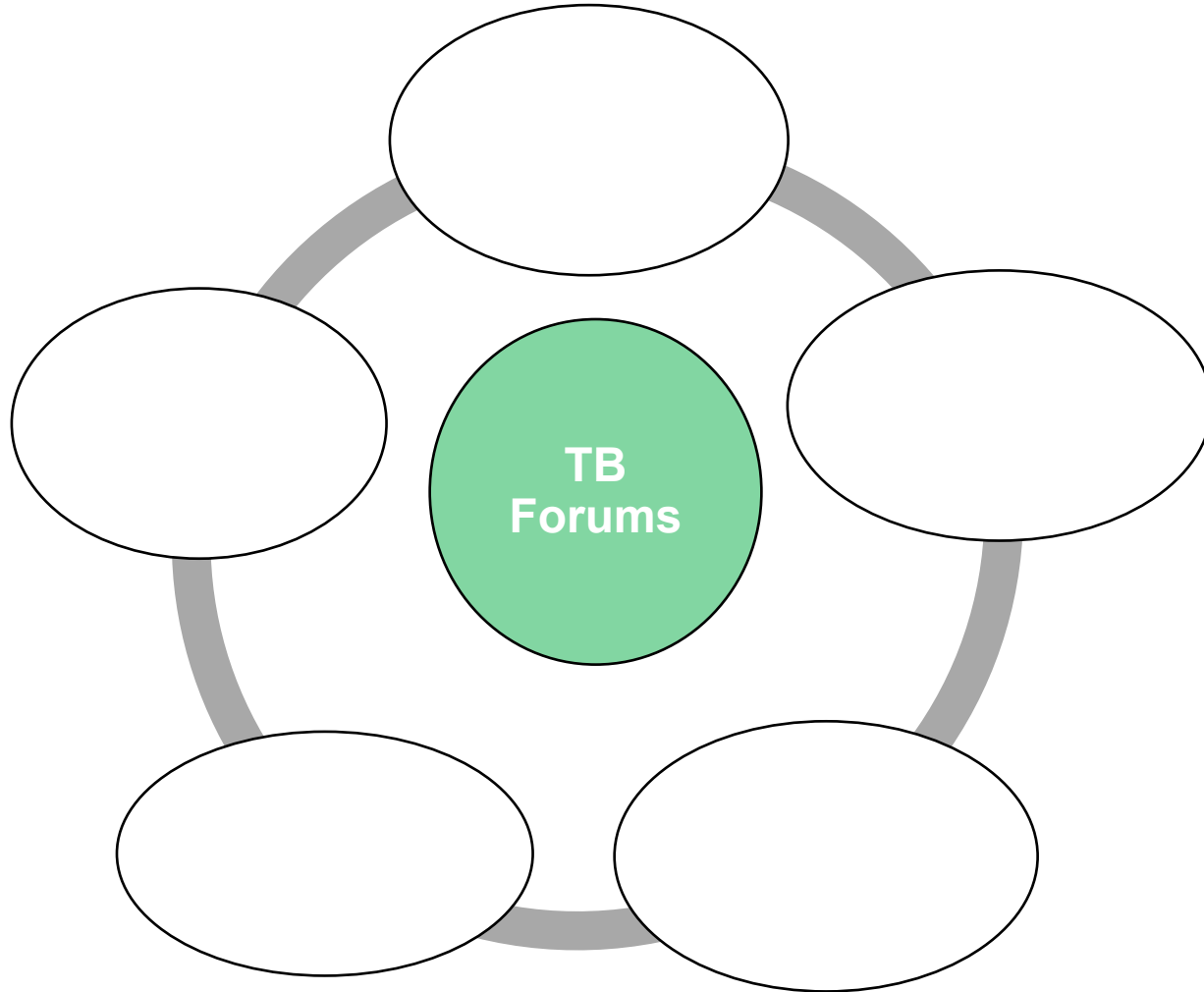


TB FREE


State of Kerala and UT of Puducherry and 29 Districts across 11 States.	<ul style="list-style-type: none">• Lahul Spiti, Himachal Pradesh,• Kolhapur District of Maharashtra• Parel (ward) of Mumbai,• West Tripura District of Tripura	<ul style="list-style-type: none">• District Diu of DNH&DD	<ul style="list-style-type: none">• UT of Lakshadweep,• District Budgam of J&K
---	--	--	---

COMMUNITY LED RESPONSE

TB Forum – Composition

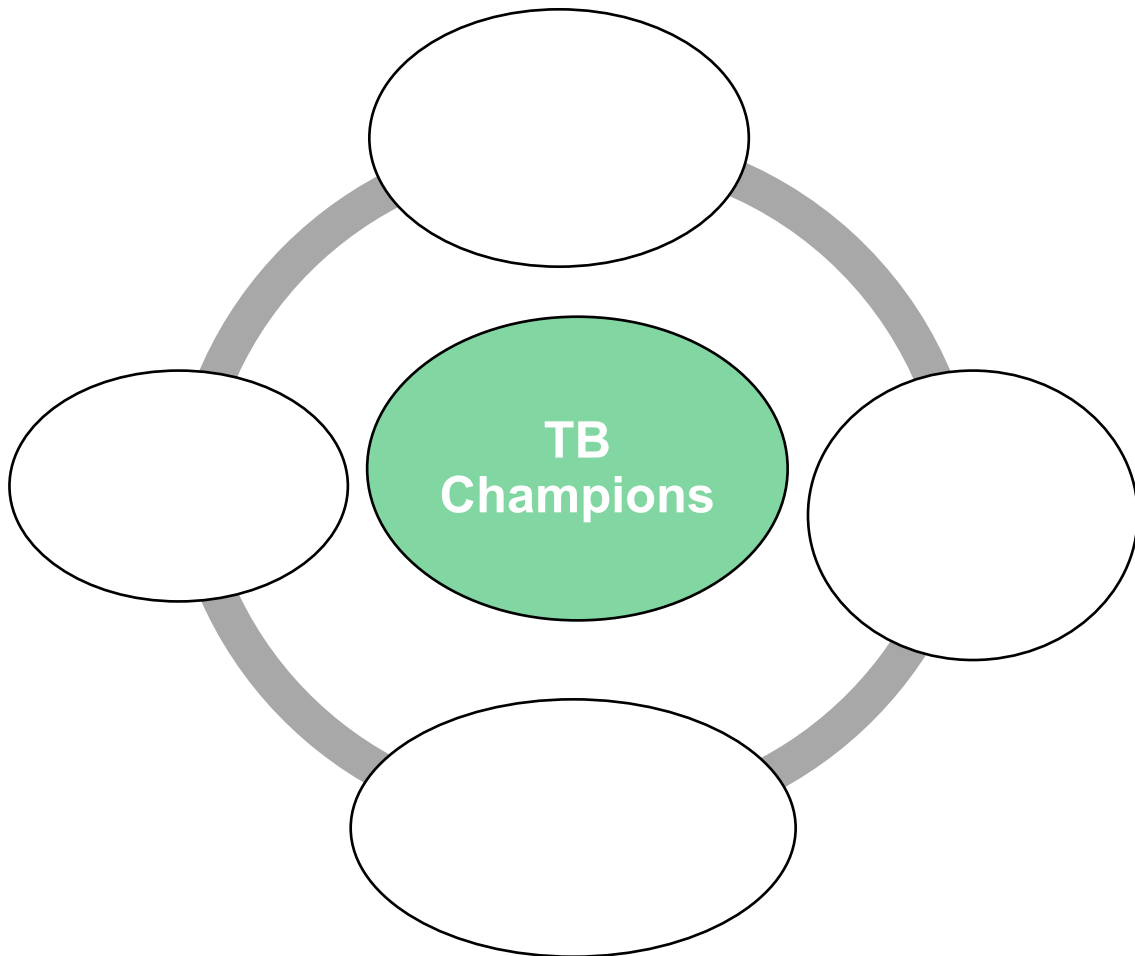


TB Forum – platform for community Institutional Structure



TB CHAMPION INITIATIVE

Transformation of TB survivor to TB Champion



Activities
National Conférence of TB Champions
Toolkit for involvement of PRIs, in TB
Compendium of SOPs for involvement of Community Volunteers, SHGs, TB Champions, TB Forum
Guidance Document on Community Engagement

TB – A SOCIAL DISEASE

Poor housing

Rural & Urban Development



Vulnerable

Tribal Affairs, PRI, SHG, Rural Devp, WCD



Elderly, children & women

Malnutrition



Nikshay Poshan Yojana, National Food Security Act, WCD, Tribal Affairs

Overcrowding

Sustain COVID appropriate behaviour



TB REGIMENS, DURATION AND COST PER COURSE

Type of TB	No. of patients	Duration of Treatment	Per patient cost (In Rs)
Drug Sensitive TB	17,55,000 (97% of TB patients)	6 - 8 months	2,100
Drug Resistant TB	49,679 (3 % of TB patients)	9-11 / 18-20 months	9,768 – 1,19,617

Procurement:

- Drugs are procured from CMSS (Domestic) & GDF (Global Drug Facility) centrally
- Procurement of diagnostics are also now decentralised to State level

INTER-MINISTERIAL COLLABORATION

21 Ministries are prioritized for addressing
non health determinants



Railways

Diagnosis and treatment through Railway hospitals/ dispensaries
Mapping of Railway Health Facilities in Nikshay
Use of NTEP IEC Material in Railway premises



Tribal Affairs

Support towards upgradation of health infrastructure using MoTA funds
Involvement of NGOs under MoTA in TB
Joint Tribal Action Plan for TB in notified Tribal districts



Ministry of Labour & Employment

TB Free Workplace policy
Diagnosis and treatment through ESIC hospitals/ dispensaries
Network of Training Institutes under MoLE to reach out to work places



6 MoUs signed with Railways, Defence, AYUSH, Labour & Employment, CII and DONER

INTER MINISTERIAL COLLABORATION

Railways

- Diagnosis and treatment through Railway hospitals/ dispensaries
- Mapping of Railway Health Facilities in Nikshay
- Use of NTEP IEC Material in Railway premises

Tribal Affairs

- Support towards upgradation of health infrastructure using MoTA funds
- Involvement of NGOs under MoTA in TB
- Joint Tribal Action Plan for TB in notified Tribal districts

Labour & Empl.

- TB Free Workplace policy
- Diagnosis and treatment through ESIC hospitals/ dispensaries
- Network of Training Institutes under MoLE to reach out to work places

Proposed Committee under HFM with Ministers of Prioritized Ministries- Sep/Oct 2021

6 MoUs signed with Railways, Defence, AYUSH, Labour & Employment, CII and DONER

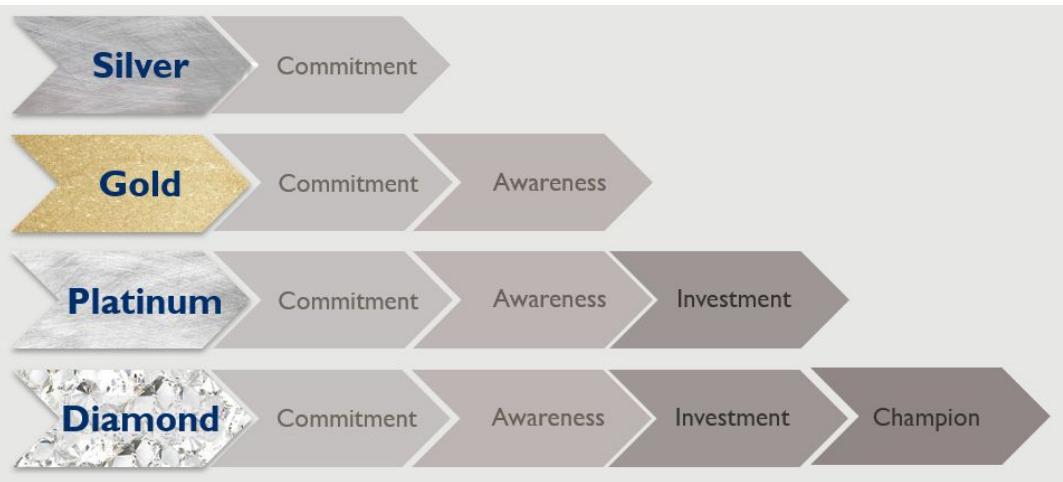
CORPORATE TB PLEDGE

124 Corporates have taken TB Pledge to fight against Disease

Industries facilitated TB screening of more than 20 lakh people

3 Mobile X-ray Vans, 6 CBNAAT Machines and 15 Microscopy Centers for community screening contributed

6 Regional Roundtables conducted bringing together key policy makers and healthcare providers in 6 States



Silver

1. NALCO
2. Corning India
3. RITES Limited
4. Sandoz Private Limited
5. Sanofi India Limited

Gold

1. Adani Foundation
2. Ambuja Cement
3. Bata India Ltd., Patna
4. Panasonic Life Solutions
5. GMR Varalakshmi Foundation

Platinum

1. Gail India
2. Becton Dickinson India Private Limited
3. HCL Foundation
4. Johnson & Johnson Private Limited
5. Parry Agro Industries Ltd.

Diamond

1. BEST Mumbai
2. Apollo Tyres Foundation
3. Medanta
4. TCI
5. Goodricke Group
6. Fuji Films

TB Harega Desh Jeetega

